



Euramco Safety Worldwide

SEPTEMBER 2011 CATALOG



Fire and Rescue | Industrial Workplace | Confined / Hazardous Space | Marine | Military
PORTABLE VENTILATION SOLUTIONS FOR A SAFE WORKPLACE

RAMFAN

TurboForce
VENTILATORS





Sales and Customer Service

AMERICA

Hours of Operation

9:00 a.m. – 8:00 p.m. EST

Toll Free 1 (800) 472-6326

Phone +1 (619) 670-9590

Fax +1 (619) 670-7345

CHINA

Hours of Operation

8:30 a.m. – 5:00 p.m.

Phone +86-574-87979390

Fax +86-574-87979391

EUROPE - LUXEMBOURG

Hours of Operation

9:00 a.m. – 5:00 p.m.

Phone +352-26008055

Fax +352-26008056

DUBAI

Contact China office for sales & product inquiries

Technical Assistance

Our Customer Service Support and Engineers are available to assist you with any set-up, operation or application inquiries during our hours of operation. Operation manuals are also included in product packages. For assistance please contact Customer Service or email sales@euramcosafety.com.

Placing Your Order

Contact our Customer Service Department if you need help with placing your order.

For prompt, accurate ordering please be able to provide the following:

- A Purchase Order or letter with the company name or logo, address & approval signature. Purchase Orders must include a P.O. #, Bill To Address, Ship To Address, Model #, Order #, quantity of each products ordered and shipping method.

Purchase Orders can be received by

Fax: +1 (619) 670-7345 or

Email: theteam@euramcosafety.com

- A confirmation will follow all orders placed.

Find us on 

www.facebook.com/euramcosafety

TABLE OF CONTENTS



INDUSTRIAL/ CONFINED SPACE

1

Electric



HAZARDOUS LOCATIONS

9

Electric • Air



SMOKE REMOVAL

19

Gas • Electric • Water



ACCESSORIES

43

Ducting • Misting Systems • Plugs • Adapters



America



China



Europe



Dubai

EURAMCO SAFETY'S CERTIFIED PRODUCT MARK OF EXCELLENCE



Euramco Safety's Certified Product Mark is our visual statement to you that RAMFAN Portable Ventilation Fans are Quality Manufactured and have been tested by Recognized Third Party Testing Facilities throughout the world to certify all product performance information quoted in our catalog, sales materials and on our website is accurate. In addition, the Certified Product Mark assures you that all required operating certifications and designations required by the applicable agencies are in order and available for your review.



Euramco Safety is an ISO 9001:2008 Company: ISO 9000 is the internationally recognized Quality Management Standard used in more than 760,000 companies in 154 countries to maintain a quality management reference standard throughout the world. Our commitment to this standard means our products are built in accordance with documented procedures and control processes to ensure ongoing uniformity and reliability



ATEX Hazardous Conditions Directive 94/9/EC

This directive applies to all electrical equipment for use in potentially explosive atmospheres; defined as gas, vapor or mist and are capable of causing an explosion through their own potential sources of ignition. RAMFAN Hazardous Location Fans are Whole Unit ATEX Certified for use in dangerous work environments as defined above anywhere in the world.



Underwriters Laboratories Inc.

UL is an independent, third party product safety certification organization that evaluates products for compliance to specific standards and permits those products that comply to carry the UL Mark. The UL Mark is recognized worldwide as a symbol of product safety.

Segurança



INMETRO – National Institute of Metrology, Normalization and Industrial Quality in Brazil

Products obtain the INMETRO Certification Mark when they meet National Standards or specific technical requirements as detailed in the Brazilian Conformity Evaluation System (SBAC).



Uniform Conformity Procedures Set Forth by the European Union

The CE Mark is a mandatory marking for certain product groups and certifies that a product meets EU consumer safety, health or environmental requirements. In order to use the CE mark on a product the manufacturer must draw up a Declaration of Conformity in which they attest conformity with all relevant EU Directives.



CSA – Canadian Standard Association

CSA International is a recognized provider of product testing and certification services throughout the world. The CSA Mark signifies the product has been tested and meets applicable U.S. and Canadian Standards, including those from CSA and UL for safety and performance.



INDUSTRIAL/ CONFINED SPACE

INDUSTRIAL/ CONFINED SPACE

RAMFAN combines high performance turbofan design with high strength polymers to create a line of rugged, portable turbo blowers. The UB-Line is ideal for general use, confined space, hazardous ventilation and deliver the highest airflow in their class. The double-wall, polyethylene casing is light-weight, corrosion and chemical resistant and handles the bumps and falls of any job site.

8"/20cm | UB20 Blower/Exhauster

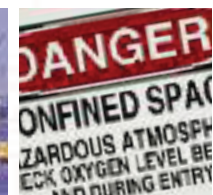
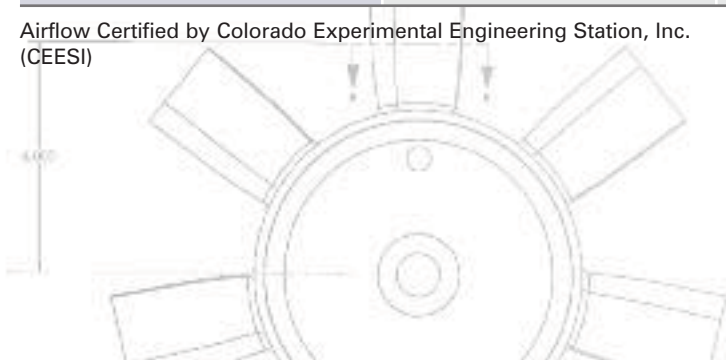
- Powerful, compact size and lightweight
- High pressure axial blower with ultra-quiet operation
- Corrosion-proof, dent-resistant and virtually indestructible
- Double-walled UV resistant polyethylene housing
- Thermal switch provides overheat protection
- 15'/4.6m AC power cord w/ IP65 rain tested switch enclosure
- 15'/4.6m DC power cord w/ battery clips
- Power options available:
50Hz – 1/4Hp 240V
60Hz – 1/3Hp 110V
12V DC – 1/3Hp
- IMPA Code:
ED7002 - 591406



UB20 (12V DC)

MODEL	UB20 (12V)	UB20 (50Hz)	UB20 (60Hz)
Order #	ED9002	ED8002	ED7002
STOCK LOCATIONS			
FREE AIR 15ft/4.6m 1-90° turn 15ft/4.6m 2-90° turns	862cfm/1,465m ³ /hr 695cfm/1,181m ³ /hr 586cfm/996m ³ /hr	819cfm/1,392m ³ /hr 659cfm/1,120m ³ /hr 558cfm/948m ³ /hr	980cfm/1,666m ³ /hr 789cfm/1,341m ³ /hr 666cfm/1,132m ³ /hr
IMPELLER	9-blade	9-blade	9-blade
WEIGHT	17lbs/8kg	17lbs/8kg	17lbs/8kg
DIMENSIONS (h/w/d)	14/12/13 in 355/305/330 mm	14/12/13 in 355/305/330 mm	14/12/13 in 355/305/330 mm
NOISE	74dB	74dB	74dB
MOTOR	0.33Hp/0.25kW	0.25Hp/0.19kW	0.33Hp/0.25kW
ELECTRIC	12V DC	240VAC, 1 ϕ	110VAC, 1 ϕ
AMPS – RUN	11.5A	1.3A	2.9A
CERTIFICATION			

Airflow Certified by Colorado Experimental Engineering Station, Inc. (CEESI)





Quick-Couple™ Reversible Canister

Detachable in seconds, the Quick-Couple™ Canister with attached duct conveniently reverses from discharge to suction, making use and storage easier while protecting duct from rips and tears. Available with 15'/4.6m or 25'/7.6m of duct.

15'/4.6m canister: 14h x 12w x 31.5d in.
35.6h x 30.5w x 80d cm

25'/7.6m canister: 14h x 12w x 41.5d in.
35.6h x 30.5w x 105d cm

Order #	System Includes
ED7015	8" 110V Blower/Exhauster, Quick-Couple™ Canister w/ 15' duct
ED7025	8" 110V Blower/Exhauster, Quick-Couple™ Canister w/ 25' duct
ED8015	20cm 240V, 50Hz Blower/Exhauster, Quick-Couple™ Canister w/ 4.6m duct
ED8025	20cm 240V, 50Hz Blower/Exhauster, Quick-Couple™ Canister w/ 7.6m duct
ED9015	8" 12V Blower/Exhauster, Battery Clips, Quick-Couple™ Canister w/ 15' duct
ED9025	8" 12V Blower/Exhauster, Battery Clips, Quick-Couple™ Canister w/ 25' duct



UB20 Turbo-Couple™ Long Distance Ventilation Solution

Quick-connecting two or more RAMFAN UB20 axial blowers in series increases airflow up to 50% when blowing through long and windy duct runs.

Designed for duct runs up to 25'/7.6m, the UB20 airflow significantly drops when blowing through more than 75'/22.9m of duct or when confronted with multiple turns in the duct.

Long, windy duct runs need more power and pressure to deliver sufficient airflow, a costly proposition. The Turbo-Couple™ delivers what is needed by quickly joining two or more UB20's in series, each adding pressure and power to deliver a dramatic airflow increase through the duct.

Simple, cost effective and now available.

- Pushes *MORE* air through long windy ducts
- Ventilate through 250ft/75m duct
- UB-line compatible
- UB20xx compatible
- High impact polyethylene



Patent no. D602,347S

Order #	System Includes
ED7300	Turbo-Couple™ Accessory
ED7000TC	8" 110V, 60Hz Blower/Exhausters (qty. 2) and Turbo-Couple™
ED8000TC	20cm 240V, 50Hz Blower/Exhausters (qty. 2) and Turbo-Couple™

INDUSTRIAL/ CONFINED SPACE



Order #

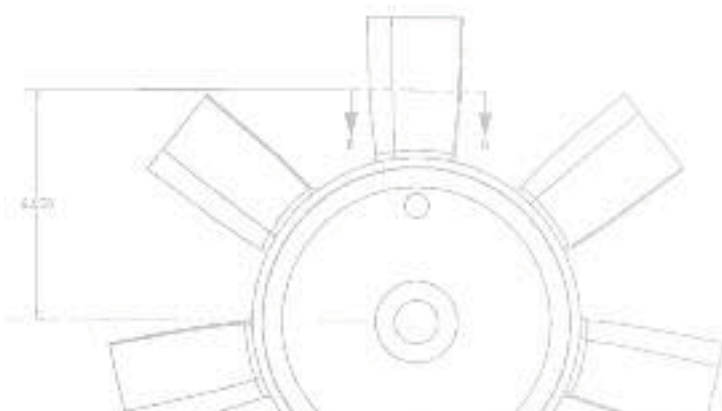
BPV-12	12V DC Battery Pak w/ built in Charger
ED9015-BAT/ ED9015-BATCE	8"/20cm Blower/Exhauster, 12V DC Battery Pak with Built-in Charger, Quick-Couple™ Canister with 15'/4.6m duct
ED9025-BAT/ ED9025-BATCE	8"/20cm Blower/Exhauster, 12V DC Battery Pak with Built-in Charger, Quick-Couple™ Canister with 25'/7.6m duct

Battery Pak & Charger – 12V DC High-Low Control UB20

RAMFAN's long-life Battery Pak now with dual high-low speed control. Pulse width modulation extends battery life up to 8 hours in low setting yet gives a full 2.5 hours on high. Can be used with vehicle battery with optional connector. Built-in charger allows you to fully recharge the battery in 12 hours.

Purge the area on high for 10 minutes, reduce to low speed (low-noise as well) and maintain fresh air for the whole work shift. Ideal for construction job sites to eliminate noisy gasoline-engine blowers.

- High-low control enables fast-purge ventilation and lower speed for maintaining safe work space
- High impact case includes battery and built-in charger for overnight charging
- Up to 10 hours of continuous operation
- Lightweight and portable



UB20 M.E.D.™ Manhole Entry Device

The M.E.D.™ allows workers to enter and exit small man-size openings while maintaining continuous ventilation. Without such a device, duct fills the manhole opening, preventing rapid entry and exit.

Tightly integrated into the UB-line of confined space ventilation equipment, RAMFAN's M.E.D.™ is quick to assemble and the new swiveling elbow makes duct alignment easy.

Changing its cross-section from circular to elliptical and back to circular minimizes loss and optimizes airflow into a confined space, while providing adequate room for the worker to enter and exit unimpeded. The rugged polyethylene construction endures heavy, negligent use and will last for years.

Comprised of three components, the M.E.D.™, swiveling elbow, and universal mount, the RAMFAN M.E.D.™ system increases safety by maintaining continuous airflow.

- Ventilate without blocking entry
- Maintain airflow while working
- UB-line compatible
- High impact polyethylene



System Includes: 8"/20cm Blower/Exhauster, Quick-Couple™ Canister with 15'/4.6m and 5'/1.5m of duct, Manhole Entry Device, 90° Elbow, Universal Mount

Order

ED7015-MED	115V/60Hz Blower with 15'/4.6m and 5'/1.5m Duct
ED8015-MED	220V/50Hz Blower with 15'/4.6m and 5'/1.5m Duct
ED9015-MED	12V DC Blower with 15'/4.6m and 5'/1.5m Duct



See page 12 for intrinsically safe M.E.D.™ System

INDUSTRIAL/ CONFINED SPACE

UB20 In-Line Heating System

RAMFAN's UB20 In-Line Heating System with its propane-fired, heat-exchanger provides safe, warm breathing air during cold conditions.

- For tent/shelter or confined space heating
- Airflow can cycle with heat or run continuous for confined space ventilation
- Remote thermostat included
- Up to 10 hours of continuous operation with standard propane cylinder tank
- Heater attaches quickly and easily to UB20 blower
- Includes propane regulator and connection assembly
- Easy access top mounted heater control panel
- Compatible with UB20 M.E.D.™ system
- 15'/4.6m power cord w/ IP65 rain tested switch enclosure



MODEL	HA01*	HA02	HA03
STOCK LOCATIONS			
FREE AIRFLOW	947cfm	–	–
Straight Duct	15ft: 520cfm 25ft: 521cfm	–	–
1-90° turn	15ft: 485cfm 25ft: 432cfm	–	–
2-90° turns	15ft: 467cfm 25ft: 414cfm	–	–
POWER	110VAC, 60Hz, 1ø	110VAC, 50Hz 1ø, 360W	240VAC, 50Hz 1ø, 360W
OUTPUT	55k BTU (gross)	13.5kW	13.5kW
WEIGHT	32lbs	13.5kg	13.5kg
DIMENSIONS (h/w/d)	22/13/14 in	560/330/355 mm	560/330/355 mm
CERTIFICATIONS			

Airflow Certified by Colorado Experimental Engineering Station, Inc. (CEESI)

*HA04 70k BTU available for all kits

ORDER PACKAGES			
Confined Space Heating			
Order #	HA01-100HT	HA02-100HT	HA03-100HT
System Options	UB20 8" Blower, Heater with Regulator, Quick-Couple™ Canister w/ 15' Duct	UB20 20cm Blower, Heater with Regulator, Quick-Couple™ Canister w/ 4.6m Duct	UB20 20cm Blower, Heater with Regulator, Quick-Couple™ Canister w/ 4.6m Duct
Order #	HA01-125HT	HA02-125HT	HA03-125HT
System Options	UB20 8" Blower, Heater with Regulator, Quick-Couple™ Canister w/ 25' Duct	UB20 20cm Blower, Heater with Regulator, Quick-Couple™ Canister w/ 7.6m Duct	UB20 20cm Blower, Heater with Regulator, Quick-Couple™ Canister w/ 7.6m Duct
Tent/Shelter Heating			
Order #	ED7125-HT	ED6125-HT	ED8125-HT
System Options	UB20 8" Blower, Heater w/ Regulator, 15' Duct, Duct Storage Bag	UB20 20cm Blower, Heater w/ Regulator, 4.6m Duct, Duct Storage Bag	UB20 20cm Blower, Heater w/ Regulator, 4.6m Duct, Duct Storage Bag

Building on "UB" technology, the UB30 is simply the toughest, most durable, easy to maintain and versatile blower in its class. Unmatched performance, dual voltage-dual frequency versatility, tough polymer shell and turbo-impeller design makes for an unbeatable package. Priced to compete and ready to ship, the **UB30** is supported by Euramco Safety's key product stocking program in our strategic warehouse locations.



Patent no. D583,461; D585,972; D588,537

12"/30cm | UB30 High Volume Blower/Exhauster

- Dual voltage/dual frequency/one unit
- Ideal for long and windy duct runs
- High impact polyethylene shell
- Polypropylene turbo fan blade
- Low starting amps
- Stackable design feature
- Comes with standard 15'/4.6m power cord
- Compatible with UB20 M.E.D.™ System
- IMPA Codes:
EJ4002 - 591403
EJ8002 - 591407

Optional Accessories: Standard Duct, Duct Storage Bag, Duct Reducer/ Adapter

MODEL	UB30	
Order #	EJ4002	EJ8002
STOCK LOCATIONS		
FREE FLOW	2,420cfm	2,873m³/hr
15ft/4.6m Duct*		
Straight	2,250cfm	2,805m³/hr
1-90° turn	2,050cfm	2,550m³/hr
2-90° turns	1,875cfm	2,340m³/hr
25ft/7.6m Duct*		
Straight	1,950cfm	2,465m³/hr
1-90° turn	1,825cfm	2,380m³/hr
2-90° turns	1,750cfm	2,250m³/hr
IMPELLER	11-blade	11-blade
WEIGHT	37lbs/17kg	37lbs/17kg
DIMENSIONS (h/w/d)	20/15.5/12 in 508/394/305 mm	20/15.5/12 in 508/394/305 mm
MOTOR	0.62Hp	0.8kW
ELECTRIC	115V, 60Hz, 1ø	230V, 50Hz, 1ø
AMPS – RUN	8A	5A

*Airflow numbers above are measured using the duct adapter/reducer with 8"/20cm duct



12"/30cm to 8"/20cm
Anti-Static Duct
Adapter/Reducer
Order #EC0301



INDUSTRIAL/ CONFINED SPACE



EFi120

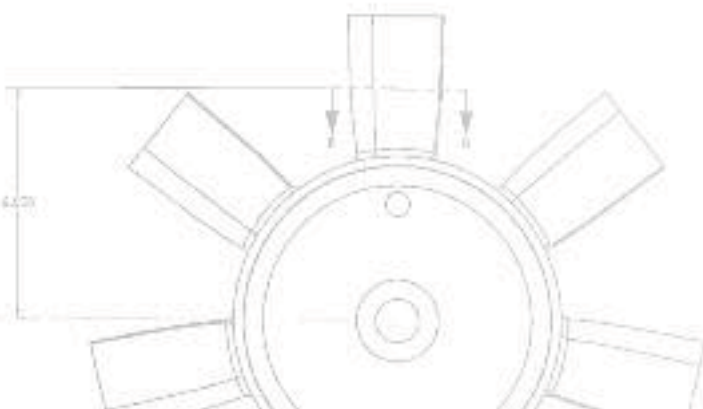
16"/40cm | EFi50/EFi120/EFi150 High Volume Blower/Exhauster

- Engineered to move high volumes of air
- Stackable for additional easy storage
- High strength, anti-static glass reinforced ABS housing is lightweight, corrosion proof and chemical resistant
- IP65 rain tested switch enclosure
- Reversible integral duct adapter
- Cast aluminum turbo blade is precision balanced
- 15ft/4.6m power cord included
- IMPA Codes:
EA8000 (110V) - 591502
EA8000-230 (230V) - 591502

Optional Accessories: Standard Duct, Disposable Duct, Layflat Duct, Duct Carrying Bags, Duct Adapters, Mister Assembly, 16"/40cm Multi-purpose Accessory Pack, Door Bar and Hanger Kit

MODEL	EFi50	EFi120 (50HZ)	EFi150
Order #	EA8000, EA8000 (230V)	EA8120	EG8200
STOCK LOCATIONS			
FREE AIRFLOW	3,200cfm/5,440m ³ /hr	3,750cfm/6,375m ³ /hr	4,459cfm/7,580m ³ /hr
15'/4.6m 1-90° turn	1,934cfm/3,289.5m ³ /hr	2,700cfm/4,590m ³ /hr	3,179cfm/5,404m ³ /hr
IMPELLER	21-blade	17-blade	7-blade
WEIGHT	50lbs/23kg	57lbs/26kg	61lbs/28kg
DIMENSIONS (h/w/d*)	19/18/12 in 483/457/305 mm	19/18/12 in 483/457/305 mm	19/18/12 in 483/457/305 mm
NOISE	90.2dB	86.1dB	90.2dB
MOTOR	0.5Hp/0.37kW	1.2Hp/0.9kW	1.5Hp/1.1kW
ELECTRIC	115/230VAC, 1ø, 50/60Hz	110/240VAC, 1ø, 50Hz	115/230VAC, 1ø, 50/60Hz
AMPS – START	115V: 21A 230V: 10A	110V: 21A 240V: 10A	115V: 57A 230V: 32A
– RUN	115V: 6A 230V: 3A	110V: 12A 240V: 5A	115V: 15A 230V: 8A

*Add 2 in/51 mm to depth per attached duct adapter





HAZARDOUS LOCATIONS

HAZARDOUS LOCATIONS



The Ex Explosion Proof Rating – Recognized Worldwide: We have designed and manufactured a line of fans specifically for use in Explosive Atmospheres to meet the standards specified by the ATEX Directive 94/9/EC, which went into effect on March 1, 1996 and applies to all manufacturers worldwide.

This directive applies to all electrical equipment used in potentially explosive atmospheres; defined as gas, vapor or mist and are capable of causing an explosion through their own potential sources of ignition.

All RAMFAN Explosion Proof Blowers and Exhausters have been certified by UL to bear the ATEX Mark **Ex** and have been tested to the standards set forth in the ATEX Directive. Our certification covers the whole unit: the motor, the connecting cable, the fan blade terminal box, the power cable and the plugs.

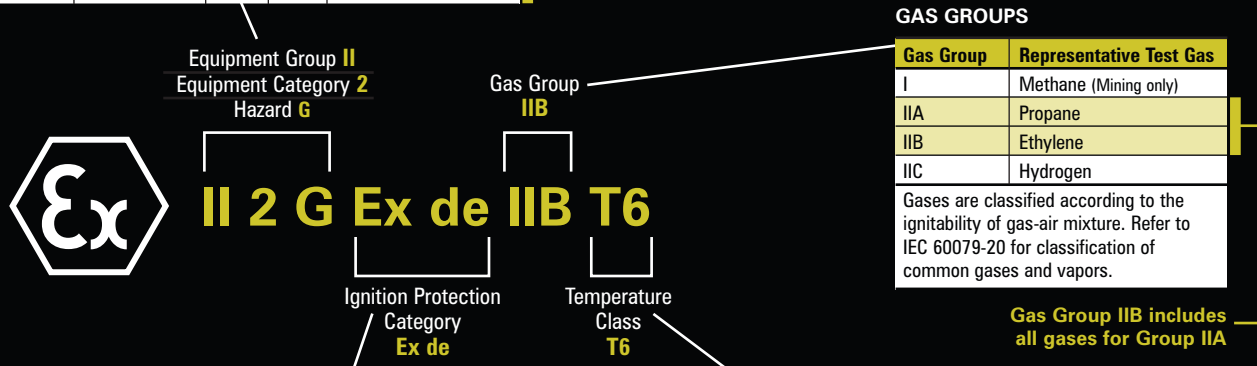
The following information explains the ATEX Classification and Designation Identification Numbering System. The Highlighted areas specifically apply to the Classification Designation numbers you will see on our explosion proof units.

EQUIPMENT GROUP & CATEGORY

Equipment Group	Equipment Category	Protection Level	Hazard		Use
			Gas	Dust	
I - Mining	M1	Very high protection	–	–	Operable in Ex atmosphere
	M2	High protection	–	–	De-energized in Ex atmosphere
II - Industrial (non-Mining)	1	Very high protection	G	–	Zones 0, 1, 2
			–	D	Zones 20, 21, 22
	2	High protection	G	–	Zones 1, 2
			–	D	Zones 21, 22
	3	Normal protection	G	–	Zone 2
			–	D	Zone 22

CLASSIFICATION OF HAZARDOUS AREAS

Area Classification		Zone Criteria (based on frequency and duration)
Gases	Dusts	
Zone 0	–	Potentially Explosive substance present continuously or for long periods > 1000hrs/yr
–	Zone 20	
Zone 1	–	Potentially Explosive substance likely to be present in normal operation > 10hrs < 1000hrs/yr
–	Zone 21	
Zone 2	–	Potentially Explosive substance unlikely to be present in normal operation, if it does will only be for short periods < 10hrs/yr
–	Zone 22	



IGNITION PROTECTION CATEGORIES

Ignition Protection Categories	I.D.	Can Be Used In	Safety Principle
Increased safety	Ex e	Zone 1	No arcs, sparks or hot surfaces
Non-sparking equipment	Ex nA	Zone 2	
Pressurized encapsulation	Ex d	Zone 1	Controls an internal explosion and extinguishes the flame
Sand encapsulation	Ex q	Zone 1	
Enclosed switching device	Ex nC	Zone 2	
Intrinsic safety (special requirements)	Ex ia	Zone 0	Limits the energy of the sparks and the temp. of the surface
Intrinsic safety temperature	Ex ib	Zone 1	
Energy-limiting equipment	Ex nL	Zone 2	
Encapsulation	Ex m	Zone 1	Separates source of ignition from potentially explosive atmosphere
Oil encapsulation	Ex o	Zone 1	
Pressurization	Ex p	Zone 1	
Simplified pressurization	Ex nP	Zone 2	
Vapor-proof housing	Ex nR	Zone 2	

TEMPERATURE CLASSES

Class	T1	T2	T3	T4	T5	T6
	450°C	300°C	200°C	135°C	100°C	85°C
IIA	Acetone Ammoniac Benzene Acetic Acid Ethane Ethyl Acetate Ethyl Chloride Methanol Naphthalene Phenol Propane	i-Amylacetate n-Butane n-Butyl Alcohol	Gasolines Diesel Fuels Heating Oils n-Hexane	Acetaldehyde	–	–
IIB	Town gas (lighting gas)	Ethylene Ethylene Oxide	Hydrogen Sulfide	Ethylether	–	–
IIC	Hydrogen	Acetylene	–	–	–	Carbon

Gas Group IIB, Class T6 includes all specifications for Gas Group IIA, Class T1-T6 and Gas Group IIB, T1-T6

EC-Type Examination Certificate Number: **DEMKO 09 ATEX 0926969**
 CE Hazardous Location Marking: **CE0539**
 Ingress Protection: **IP55**

Highlighted areas in charts apply to Euramco Safety's ATEX Certification String

8"/20cm | UB20xx Intrinsically Safe Blower/Exhauster



- Intrinsically safe blower – ATEX certified for safe use in a variety of adverse atmospheres
- Compact and lightweight
- Tough dual wall casing – weather proof, chemical resistant and dent proof
- Ultra-quiet
- Power cable is 30ft/9m long, call for plug options – see page 46 for chart
- IMPA Codes:
EF7002 - 591416
EF8002 - 591417

Optional Accessories:
Quick-Couple™ Canister, Duct Adapters,
Anti-Static Duct, Duct Carrying Bags



UB20xx with Duct Adapter

MODEL	UB20xx 115V (60Hz)	UB20xx 115V (60Hz) with Q-C Canister*	UB20xx 220V (50/60Hz)	UB20xx 220V (50Hz) with Q-C Canister*
Order #	EF7002 EF7005 (w/ duct adapter)	EF7015 (15'/4.6m duct) EF7025 (25'/7.6m duct)	EF8002 EF8005 (w/ duct adapter)	EF8015 (15'/4.6m duct) EF8025 (25'/7.6m duct)
STOCK LOCATIONS				
FREEFLOW	980cfm/1,666m ³ /hr	980cfm/1,666m ³ /hr	819cfm/1,392m ³ /hr	819cfm/1,392m ³ /hr
15'/4.6m 1-90° turn	789cfm/1,341m ³ /hr	789cfm/1,341m ³ /hr	659cfm/1,120m ³ /hr	659cfm/1,120m ³ /hr
15'/4.6m 2-90° turns	666cfm/1,132m ³ /hr	666cfm/1,132m ³ /hr	557cfm/947m ³ /hr	557cfm/947m ³ /hr
25'/7.6m 1-90° turn	722cfm/1,227m ³ /hr	722cfm/1,227m ³ /hr	603cfm/1,025m ³ /hr	603cfm/1,025m ³ /hr
25'/7.6m 2-90° turns	614cfm/1,044m ³ /hr	614cfm/1,044m ³ /hr	510cfm/867m ³ /hr	510cfm/867m ³ /hr
WEIGHT	22lbs/10kg	22lbs/10kg	22lbs/10kg	22lbs/10kg
DIMENSIONS (h/w/d)	14/12/14 in 356/305/356 mm	14/12/14 in 356/305/356 mm	14/12/14 in 356/305/356 mm	14/12/14 in 356/305/356 mm
NOISE	74dB	74dB	74dB	74dB
MOTOR	0.33Hp/0.25kW	0.33Hp/0.25kW	0.25Hp/0.19kW	0.25Hp/0.19kW
ELECTRIC	115VAC, 1ø	115VAC, 1ø	220VAC, 1ø	220VAC, 1ø
AMPS – RUN	2A	2A	1.2A	1.2A
UNIT CERTIFICATION	II 2 G Ex de IIB T6 BR-Ex de IIB T6	II 2 G Ex de IIB T6 BR-Ex de IIB T6	II 2 G Ex de IIB T6	II 2 G Ex de IIB T6
MOTOR CERTIFICATION	II 2 G Ex d IIB	II 2 G Ex d IIB	II 2 G Ex d IIB	II 2 G Ex d IIB

*15'/4.6m or 25'/7.6m anti-static duct



HAZARDOUS LOCATIONS

UB20xx M.E.D.[™] Manhole Entry Device

The Intrinsically Safe UB20xx System utilizes high strength polymers with an anti-static housing designed to discharge static build-up safely. The M.E.D.[™] allows workers to enter and exit small man-size openings while maintaining continuous ventilation. Without such a device, duct fills the manhole opening, preventing rapid entry and exit. Tightly integrated into the UB-line of confined space ventilation equipment, RAMFAN's M.E.D.[™] is quick to assemble and the new swiveling elbow makes duct alignment easy.

Changing its cross-section from circular to elliptical and back to circular minimizes loss and optimizes airflow into a confined space, while providing adequate room for the worker to enter and exit unimpeded. The rugged polyethylene construction endures heavy, negligent use and will last for years.

Comprised of three components, the M.E.D.[™], swiveling elbow, and universal mount, the RAMFAN M.E.D.[™] system increases safety by maintaining continuous airflow.

- Ventilate without blocking entry
- Maintain airflow while working
- UB-line compatible
- Anti-static housing

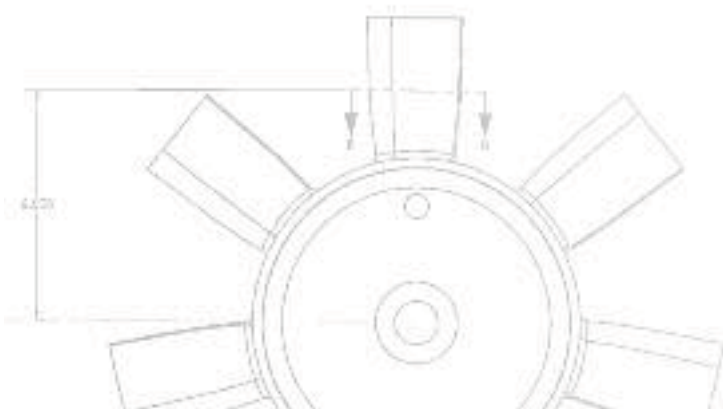


Order

EF7015-MEDXX	115V/60Hz Blower with 15'/4.6m and 5'/1.5m Duct
EF8015-MEDXX	220V/50Hz Blower with 15'/4.6m and 5'/1.5m Duct



System Includes: 8"/20cm Blower/Exhauster, Quick-Couple[™] Canister with 15'/4.6m and 5'/1.5m of duct, Manhole Entry Device, 90° Elbow, Universal Mount



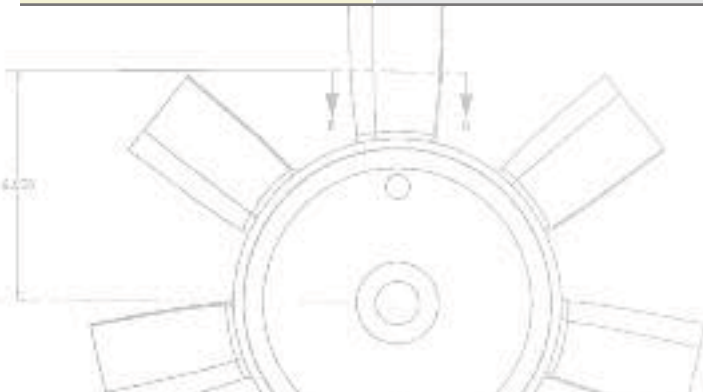


12"/30cm | EF75xx Intrinsically Safe Blower/Exhauster

- Intrinsically safe – ATEX certified for use in adverse atmosphere
- Cast aluminum turbo blade is precision balanced
- Tough, chemical resistant ABS housing, carbon-filled to conduct static charges to ground
- IP65 rain tested switch enclosure "watertight"
- Integral 12"/30cm duct adapters
- Blow or exhaust hazardous/explosive gases safely
- Uses 12"/30cm or 8"/20cm duct, (8"/20cm requires optional adapter) conductive or non, suction or discharge
- Call for plug options – see page 46 for chart
- IMPA Codes:
EB7201xx (110V) - 591506, 591418, 591423
EB7201xx-230 (230V) - 591506, 591419, 591424

Optional Accessories: Anti-Static Duct, Duct Carrying Bags

MODEL	EF75xx
Order #	EB7201XX/EB7201XX-230
STOCK LOCATIONS	
FREE AIRFLOW	2,500cfm/4,250m ³ /hr
15ft/1-90° turn	1,664cfm/2,829m ³ /hr
15ft/2-90° turns	1,529cfm/2,599m ³ /hr
WEIGHT	44lbs/20kg
DIMENSIONS (h/w/d)	16/15/16 in 406/381/406 mm
NOISE	89dB
MOTOR	0.75Hp/0.56kW
ELECTRIC	115/230VAC, 1ø, 50/60Hz
AMPS – START – RUN	115V: 37A 230V: 27A 115V: 7.2A 230V: 3A
UNIT CERTIFICATION	II 2 G Ex de IIB T6 Segurança BR-Ex de IIB T6
MOTOR CERTIFICATION	II 2 G Ex d IIB





EFi120xx (50Hz)



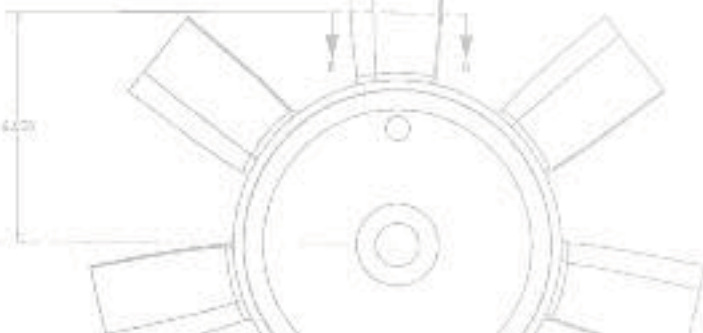
16"/40cm | EFi50xx/EFi120xx/EFi150xx Intrinsically Safe Blower/Exhauster

- ATEX certified motor is completely enclosed for safe use in adverse atmospheres
- Blow/exhaust hazardous or explosive gases safely
- High strength, anti-static glass reinforced ABS housing is lightweight, corrosion proof and chemical resistant
- IP65 rain tested switch enclosure
- Reversible Integral duct adapter(s)
- Stackable for easy storage
- Cast aluminum turbo blade is precision balanced
- 30ft/9m power cord – see page 46 for chart
- IMPA Codes:
EG8200xx (110V) - 591507
EG8200xx-230 (230V) - 591507

Optional Accessories: Anti-Static Duct, Duct Carrying Bags, Mister Assembly, 16"/40cm Multi-purpose Accessory Pack, Door Bar and Hanger Kit

MODEL	EFi50xx	EFi120xx (50Hz)	EFi150xx
Order #	EA8000XX	EA8120XX	EG8200XX, EG8200XX-230
STOCK LOCATIONS			
FREE AIRFLOW	3,200cfm/5,440m³/hr	3,750cfm/6,375m³/hr	4,459cfm/7,580m³/hr
15'/4.6m 1-90° turn	1,935cfm/3,289m³/hr	2,700cfm/4,590m³/hr	3,179cfm/5,404m³/hr
IMPELLER	21-blade	17-blade	7-blade
WEIGHT	59lbs/27kg	55lbs/25kg	61lbs/28kg
DIMENSIONS (h/w/d*)	19/18/12 in 483/457/305 mm	19/18/12 in 483/457/305 mm	19/18/12 in 483/457/305 mm
NOISE	90.2dB	86.1dB	90.2dB
MOTOR	0.5Hp/0.37kW	1.2Hp/0.9kW	1.5Hp/1.1kW
ELECTRIC	115/230VAC, 1ø, 50/60Hz	110/240V VAC, 1ø, 50Hz	115/230VAC, 1ø, 50/60Hz
AMPS – START – RUN	115V: 21A 230V: 10A 115V: 6A 230V: 3A	110V: 21A 240V: 10.8A 110V: 12A 240V: 5.5A	115V: 57A 230V: 32A 115V: 15A 230V: 8A
UNIT CERTIFICATION	–	II 2 G Ex de IIB T6	II 2 G Ex de IIB T6
	–	–	BR-Ex de IIB T6
MOTOR CERTIFICATION	UL Class I - Group D UL Class II - Group E, F, G	II 2 G Ex d IIB	II 2 G Ex d IIB

*Add 2 in/51 mm to depth per attached duct adapter








16"/40cm | AFi50xx Intrinsically Safe Air Driven Blower/Exhauster

- Intrinsically safe for use in adverse atmospheres
- Pneumatic powered blower
- Precision balanced, cast aluminum turbo impeller
- High Strength, anti-static glass reinforced ABS housing is lightweight, corrosion proof and chemical resistant
- Integral 16"/40cm duct adapters
- Exhausts OUTSIDE of duct, compressed air not in airstream
- Complete with filter, motor lubricator, exhaust muffler, air control valve and static grounding cord
- IMPA Codes:
AA7000 - 591512, 591426

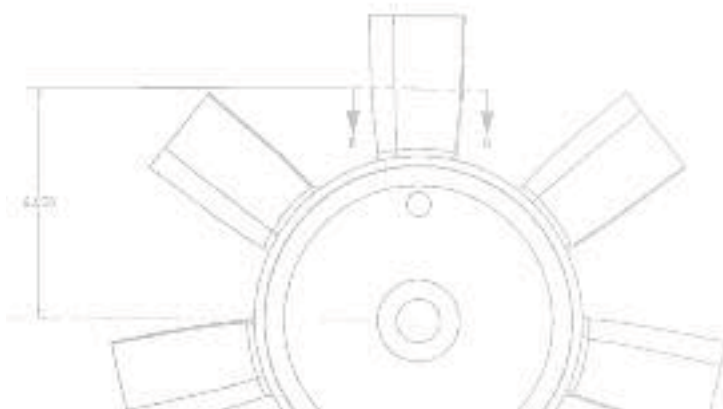
Optional Accessories: Standard Duct, Anti-Static Duct, Duct Carrying Bags, Cooling Collar, 16"/40cm Multi-Purpose Accessory Pack, Door Bar and Hanger Kit



MODEL	AFi50xx
Order #	AA7000
STOCK LOCATIONS	  
FREE AIRFLOW*	3,200cfm/5,440m³/hr
AIR CONSUMPTION	40cfm/68m³/hr
INDUCTION RATIO	80:1
WEIGHT	43lbs/20kg
DIMENSIONS (h/w/d**)	19/21/12 in 480/530/305 mm
NOISE	89dB
MOTOR	GAST 4AM-NRV-50C

* Measurements @ 80psig inlet air

**Add 2 in/51 mm to depth per attached duct adapter






12"/30cm | AFi75xx Intrinsically Safe Air Driven Blower/Exhauster

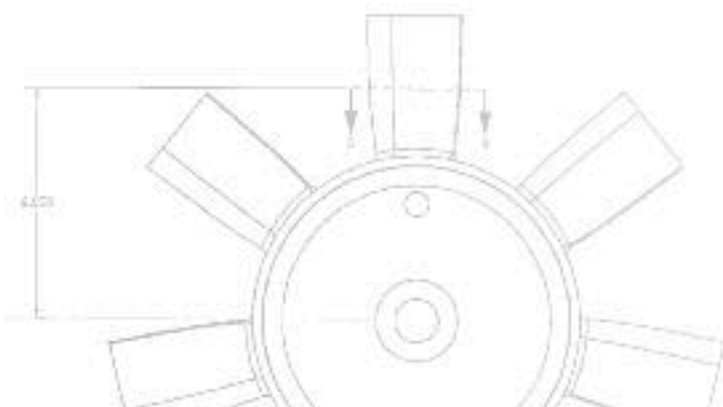

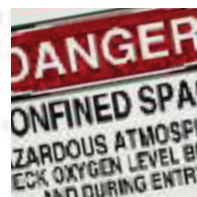
- Intrinsically safe for use in adverse atmospheres
- Pneumatic powered blower
- Precision balanced, cast aluminum turbo impeller
- High strength, anti-static glass reinforced ABS housing is lightweight, corrosion proof and chemical resistant
- Integral 12"/30cm duct adapters
- Complete with filter, motor lubricator, exhaust muffler, air control valve and static grounding cord
- Exhausts OUTSIDE of duct, compressed air not in airstream
- IMPA Code:
AB7000 - 591511, 591425

Optional Accessories: Standard Duct, Anti-Static Duct, Duct Carrying Bags



MODEL	AFi75xx
Order #	AB7000
STOCK LOCATIONS	  
FREE AIRFLOW*	2,042cfm/3,471m ³ /hr
AIR CONSUMPTION	40cfm/68m ³ /hr
INDUCTION RATIO	51:1
WEIGHT	38lbs/15kg
DIMENSIONS (h/w/d)	16/17/16 in 410/430/410 mm
NOISE	89dB
MOTOR	GAST 4AM-NRV-50C

* Measurements @ 80psig inlet air





Venturi Cones | RV760S/RV760/RV1500

- Intrinsically safe for use in adverse or explosive atmospheres when used with optional static cord
- Pneumatic (compressed air) or saturated steam powered
- Crush and dent resistant, anti-static, polyethylene cone
- Cylindrical mixing chamber delivers higher induction ratios
- Fits standard API 3"/7cm and 6"/15cm openings
- No moving parts
- Requires minimum maintenance
- IMPA Codes:
RV760S - 591430
RV760 - 591432
RV1500 - 591433



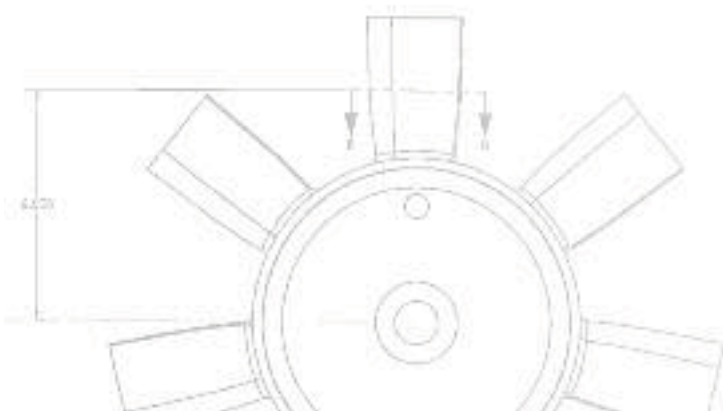
Optional Static Cord

Order #	Accessory
AZ-RAC-10	Static Cord

MODEL	RV760S	RV760	RV1500
Order #	RV760S	RV760	RV1500
STOCK LOCATIONS			
INLET CONNECTION	0.5"/12.7mm NPT	0.5"/12.7mm NPT	1"/25.4mm NPT
FLANGE	API 3"/76.2mm (6.56"/167mm BC)	API 3"/76.2mm (6.56"/167mm BC)	API 6"/152.4mm (6.56"/167mm BC)
WEIGHT	5lbs/2kg	6lbs/3kg	19lbs/9kg
DIMENSIONS (w/h)	5/16 in 127/406 mm	8/33 in 203/838 mm	12/42 in 305/1067 mm


40PSIG INLET AIR			
FREE AIR	810cfm/1,377m ³ /hr	1,001cfm/1,702m ³ /hr	2,740cfm/4,658m ³ /hr
AIR CONSUMPTION	22cfm/37m ³ /hr	22cfm/37m ³ /hr	59cfm/100m ³ /hr
INDUCTION RATIO	37:1	46:1	47:1

80PSIG INLET AIR			
FREE AIR	1,180cfm/2,006m ³ /hr	1,439cfm/2,446m ³ /hr	3,329cfm/5,659m ³ /hr
AIR CONSUMPTION	58cfm/99m ³ /hr	58cfm/99m ³ /hr	124cfm/211m ³ /hr
INDUCTION RATIO	20:1	25:1	27:1





SMOKE REMOVAL



SMOKE REMOVAL

RAMFAN SERIES X Turboventilators with PowerShroud® Technology

RAMFAN's PowerShroud® Technology is the state-of-the-art combination of a fan impeller and stator that converts wide angle, spinning airflow mass energy into a straight, tight beam of airflow. Tightening of the airflow mass keeps the velocity of the airflow and positive pressure higher right up to the point of application, making it easier to focus the airflow energy into a structure.

RAMFAN's PowerShroud® puts out a dramatically powerful beam air that allows the fans to be positioned farther back from the structure's entrance, while maintaining their great PPV performance. Further set-back capability allows firefighters and EMT's to have easier, unobstructed access to the structure for personnel and equipment without having to climb over or dodge the blower.

RAMFAN X-Series Turboventilators with PowerShroud® Technology are available with gas engines, GX Turboventilators, or electric, EX Turboventilators, and are optimized to operate effectively wherever they may be placed.



Standard Shroud
Airflow is more diffused



PowerShroud®
Airflow is more focused,
reaching further distances

GX ZONE PERFORMANCE

Model	Opening Size	SETBACK FROM OPENING			
		4'/1.2m	6'/1.8m	8'/2.4m	10'/3m
GX200	Single Door	8,710cfm 14,807m³/hr	10,448cfm 17,762m³/hr	11,300cfm 19,210m³/hr	10,558cfm 18,000m³/hr
	Double Door				
GX300	Single Door	10,179cfm 17,304m³/hr	12,762cfm 21,695m³/hr	13,115cfm 22,296m³/hr	15,007cfm 25,512m³/hr
	Double Door				
GX400	Single Door		15,616cfm 26,547m³/hr	17,670cfm 30,039m³/hr	16,793cfm 28,548m³/hr
	Double Door			24,989cfm 42,481m³/hr	26,088cfm 44,350m³/hr
GX500	Single Door		16,083cfm 27,341m³/hr	19,069cfm 32,417m³/hr	18,938cfm 32,195m³/hr
	Double Door			29,963cfm 50,937m³/hr	30,736cfm 52,251m³/hr

PPV output changes as setback from the opening changes. Setback is measured from the blower to the door opening. AMCA 240 requires that an airflow number be published with a setback distance. GX Turboventilators are optimized to operate effectively wherever they may be placed. The airflow data is a guide to expected performance.

Two larger openings, such as double-door entries or roll-up industrial entrances, affect PPV output. By increasing and moving the blower back from the structure entrance, PPV performance will improve.



Euramco Safety Worldwide – Terms of Warranty

Applicable

This warranty document becomes effective April 1, 2011. If a product was purchased subsequent to this date the terms of this warranty apply. This warranty will cease to be applicable upon issuance of a new warranty. The warranty in affect at the time of purchase will be the warranty used to determine the rights of the purchaser.

General Warranty

Euramco Safety warrants products against defects in material and workmanship from the date of original purchase for the period indicated by product line/type.

RAMFAN blowers and blower accessories	12 Months
GX-Series Turboventilators (Export)	24 Months
Inline Heating & Misting Accessories	12 Months

Exceptions: Wear items are not warranted after the product is put into use. Such items include but are not limited to feet, fasteners, grips, handles, wheels, paint, finish and labeling. Duct is not warranted after the product is put into use due to its intended use and purpose. Honda engines are warranted directly by Honda. Euramco Safety can assist you in obtaining this service if necessary. Warranty is void if a product is operated on inappropriate voltage or frequency and/or if a product is operated or used in a manner for which it was not intended, or if the product is operated without lubrication, proper fuel or in a manner not covered in the engine or blower documentation.

GX-Series Warranty – U.S. Market Only

RAMFAN GX-Series Turboventilators including GX200, GX300, GX400, GX500	36 Month – 500 hours
--	----------------------

Euramco Safety warrants these products against defects in material and workmanship from the date of original purchase for the time period indicated or the hours of running time reached, whichever occurs first. This is the warranty period. Should a defect occur within the first 90 days from the original purchase date, the unit will be replaced with a “new” unit upon verification of the defect. Subsequently, and up to the completion of the warranty period, the unit may be replaced from a pool of “like new” units, that may have service hours on the replacement unit. The customer will receive an hour credit for the unused hours on the original unit. Time of warranty will stay from the original purchase date adjusted by one month for inconvenience. Should an hour meter failure occur and the hours in service lost, the warranty time period will prevail. Tampering or altering of the housemate will null the warranty. All items are warranted except as noted.

Exceptions: Wear items are not warranted after the product is put into service. Such items include but are not limited to feet, fasteners, grips, handles, wheels, paint, finish and labeling. Warranty is void if a product is operated or used in a manner for which it was not intended, or if the product is operated without lubrication, proper fuel or in a manner not covered in the engine or blower documentation.






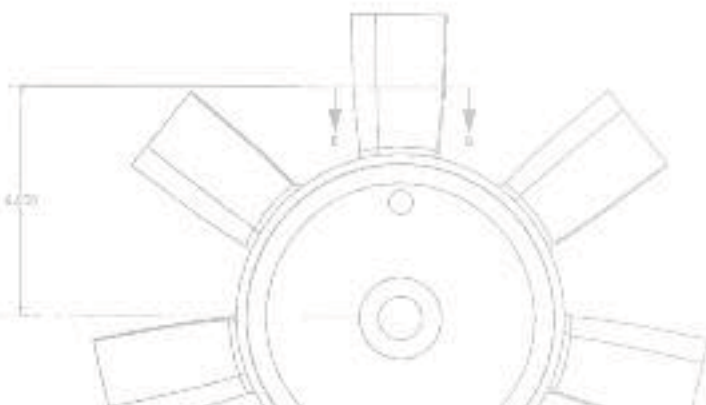


16"/40cm | GX200 Gasoline PPV Turboventilator

- Ultra lightweight — ONLY 48lbs! Carry it anywhere on the fire ground, even upstairs in multi-story buildings.
- Ventilate single-family structures, apartments, small businesses.
- Compact profile fits truck compartments.
- 7-blade polymer TurboForce™ impeller for increased shatter resistance and enhanced PPV performance.
- Produces 56% less CO than comparable Honda 5Hp engines.
- Full-width folding handle for easy maneuvering.
- WIDE-Trac semi-pneumatic urethane tires — allows fan to be stable on wet grass, mud or uneven surfaces.
- ONE-Step™ tilt adjustment for easy set-up.
- Welded, unitized steel frame, off-road "roll cage" design with wide footprint reduces vibration, lengthens service life.
- Equipped with *PowerShroud*® to support greater setback distances reducing the noise level inside the building and allows the entry/exit to keep clear of obstructions for advancing firefighters.
- Steel Shroud attached to engine reduces vibration, preventing movement on ice and snow.
- Hour Meter helps to track maintenance intervals.

Optional Accessories: BIGbore™ Exhaust Diverter

MODEL	GX200	
Order #	GG5010	
STOCK LOCATIONS	  	
PPV AIRFLOW	4–10 ft setback	8,710–11,300cfm
	1.2–3m setback	14,807–19,210m³/hr
RUN TIME	1:40min	
WEIGHT	48lbs/22kg	
DIMENSIONS (h/w/d)	21.6/19.6/20.5 in 548/498/521 mm	
NOISE	95dB	
MOTOR	Honda GXH50 2.1Hp/1.6kW	





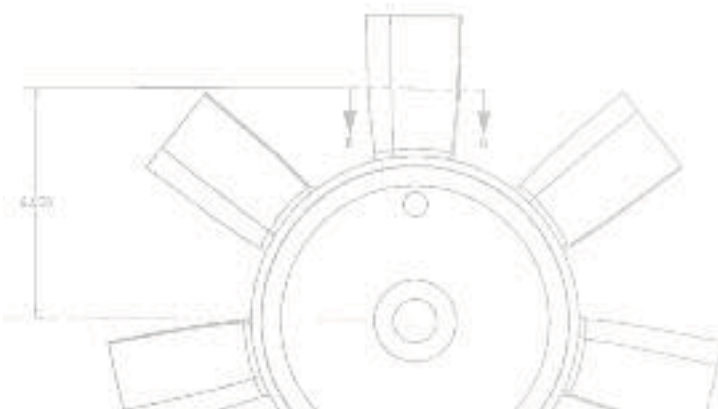
16"/40cm | GX300 Gasoline PPV Turboventilator

- Based on the popular GF165 design, this fan is engineered for engine/truck companies.
- Compact profile fits truck compartments.
- 21-blade polymer TurboForce™ impeller for increased shatter resistance and enhanced PPV performance.
- Full-width folding handle for easy maneuvering.
- WIDE-Trac semi-pneumatic urethane tires — allows fan to be stable on wet grass, mud or uneven surfaces.
- ONE-Step™ tilt adjustment for easy set-up.
- Welded, unitized steel frame, off-road “roll cage” design with wide footprint reduces vibration, lengthens service life.
- Equipped with *PowerShroud*® to support greater setback distances reducing the noise level inside the building and allows the entry/exit to keep clear of obstructions for advancing firefighters.
- Cast aluminum shroud attached to engine reduces vibration, preventing movement on ice and snow.
- Hour meter helps to track maintenance intervals.

Optional Accessories: BIGbore™ Exhaust Diverter



MODEL	GX300	
Order #	GA5026	
STOCK LOCATIONS		
PPV AIRFLOW	4–10 ft setback	10,179–15,007cfm
	1.2–3m setback	17,304–25,512m³/hr
RUN TIME	2:06min	
WEIGHT	87lbs/39kg	
DIMENSIONS (h/w/d)	22.3/20.5/20.9 in 565/521/531 mm	
NOISE	96.1dB	
MOTOR	Honda GX160 4.8Hp/3.6kW	



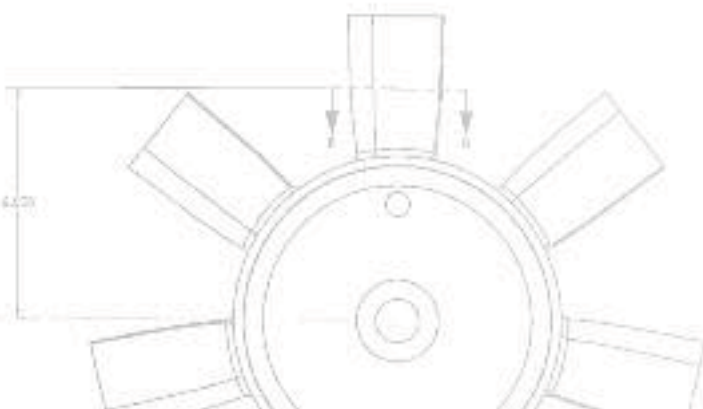


21"/54cm | GX400 Gasoline PPV Turboventilator

- Based on the popular GF210 design, this fan is engineered for larger structures with double door openings, ideal for ladder trucks.
- 7-blade polymer TurboForce™ impeller for increased shatter resistance and enhanced PPV performance.
- Full-width folding handle for easy maneuvering.
- WIDE-Trac semi-pneumatic urethane tires — allows fan to be stable on wet grass, mud or uneven surfaces.
- ONE-Step™ tilt adjustment for easy set-up.
- Welded, unitized steel frame, off-road “roll cage” design with wide footprint reduces vibration, lengthens service life.
- Equipped with *PowerShroud*® to support greater setback distances reducing the noise level inside the building and allows the entry/exit to keep clear of obstructions for advancing firefighters.
- Steel shroud attached to engine reduces vibration, preventing movement on ice and snow.
- Hour meter helps to track maintenance intervals.

Optional Accessories: BIGbore™ Exhaust Diverter

MODEL	GX400		
Order #	GE5022		
STOCK LOCATIONS			
PPV AIRFLOW	Single Door	4–10 ft setback	15,616–17,670cfm
		1.2–3m setback	26,547–30,039m³/hr
	Double Door	4–10 ft setback	24,989–26,088cfm
		1.2–3m setback	42,481–44,350m³/hr
RUN TIME	1:48min		
WEIGHT	88lbs/40kg		
DIMENSIONS (h/w/d)	24.8/25.3/22.3 in 630/643/565 mm		
NOISE	96.1dB		
MOTOR	Honda GX200 5.5Hp/4.1kW		






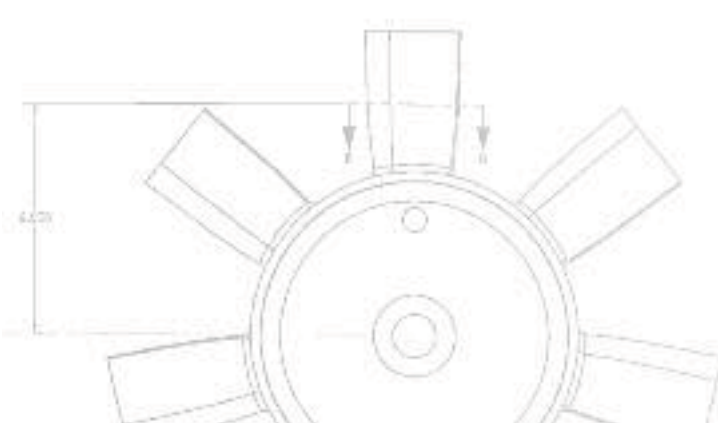


24"/60cm | GX500 Gasoline PPV Turboventilator

- Ideal for warehouses, malls and larger structures, this fan features an 8.5 Hp engine designed for stations in cities or industrial areas and is the ultimate workhorse.
- 6-blade polymer TurboForce™ impeller for increased shatter resistance and enhanced PPV performance.
- Full-width folding handle for easy maneuvering.
- WIDE-Trac semi-pneumatic urethane tires — allows fan to be stable on wet grass, mud or uneven surfaces.
- ONE-Step™ tilt adjustment for easy set-up.
- Welded, unitized steel frame, off-road “roll cage” design with wide footprint reduces vibration, lengthens service life.
- Equipped with PowerShroud® to support greater setback distances reducing the noise level inside the building and allows the entry/exit to keep clear of obstructions for advancing firefighters.
- Steel shroud attached to engine reduces vibration, preventing movement on ice and snow.
- Hour meter helps to track maintenance intervals.

Optional Accessories: BIGbore™ Exhaust Diverter

MODEL	GX500		
Order #	GD5005		
STOCK LOCATIONS	  		
PPV AIRFLOW	Single Door	4–10 ft setback	16,803–19,069cfm
		1.2–3m setback	28,565–32,417m³/hr
	Double Door	4–10 ft setback	29,063–30,736cfm
		1.2–3m setback	50,937–52,251m³/hr
RUN TIME	2:02min		
WEIGHT	133lbs/60kg		
DIMENSIONS (h/w/d)	30/28.8/26.7 in 762/732/678 mm		
NOISE	96.3dB		
MOTOR	Honda GX270 8.5Hp/6.3kW		



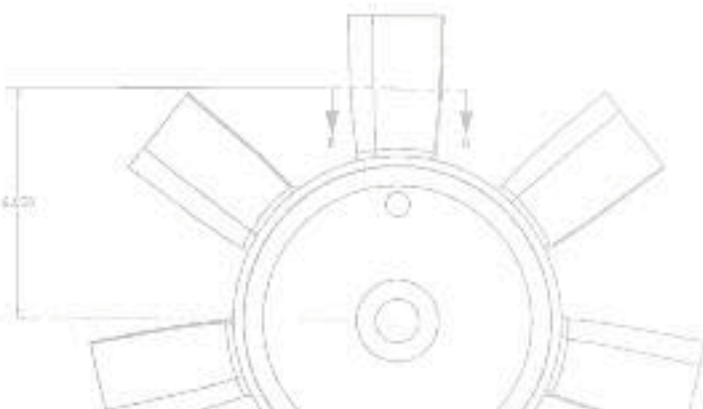


16"/40cm | EX400 Variable Speed Turbo Blower

- IntelliSense™ water-resistant variable speed controls delivers continuous airflow adjustment from zero to maximum speed.
- Dual current feature. With the flip of a toggle switch, power fan from GFCI 20A fire truck circuit or GFCI 15A house circuit or start from 2kW generator by controlling in-rush current
- 7-blade polymer TurboForce™ impeller for increased shatter resistance and enhanced PPV performance.
- Equipped with *PowerShroud*® to support greater setback distances reducing the noise level inside the building and allowing the entry/exit to keep clear of obstructions for advancing firefighters
- 1"/25mm powder coated steel frame with all-terrain semi-pneumatic tires
- Full-width retractable handle for upright, push/pull operation
- 0-20° tilt adjustment for fast, easy set-up

Optional Accessories: Standard Duct, Disposable Duct, Layflat Duct, Duct Carrying Bags

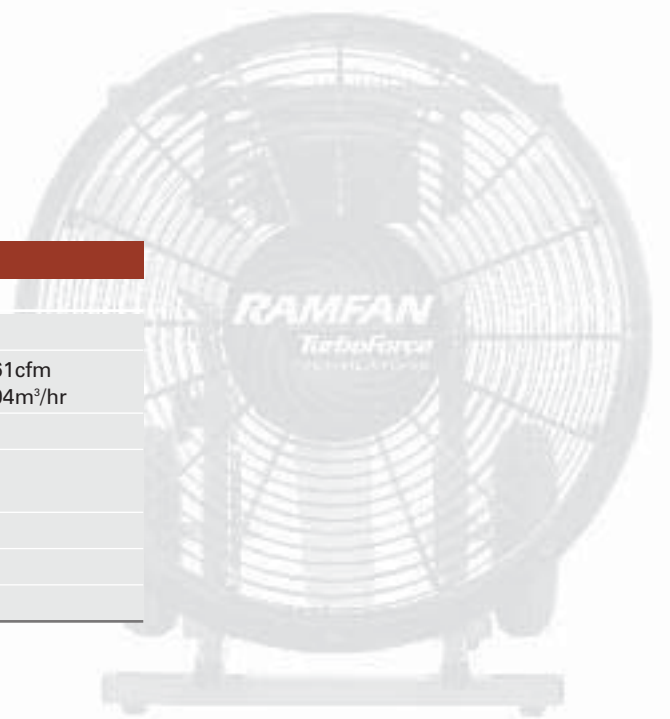
MODEL	EX400	
Order #	EB80600	
STOCK LOCATIONS		
PPV AIRFLOW	4-8 ft setback	10,618-11,391cfm
	1.2-2.4m setback	18,051-19,365m³/hr
WEIGHT	68lbs/31kg	
DIMENSIONS (h/w/d)	22.5/17/18.6 in 572/432/472 mm	
NOISE	97dB	
MOTOR	1.5Hp/1.1kW	
ELECTRIC	115VAC, 1ø, 15 or 20A , 60Hz	



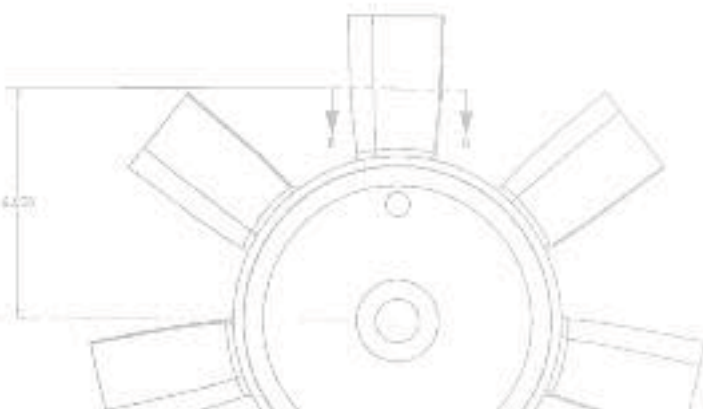
21"/53cm | EX600 Variable Speed Turbo Blower



- IntelliSense™ water-resistant variable speed controls delivers continuous airflow adjustment from zero to maximum speed.
- 3-blade polymer TurboForce™ impeller for increased shatter resistance and enhanced PPV performance.
- Equipped with PowerShroud® to support greater setback distances reducing the noise level inside the building and allowing the entry/exit to keep clear of obstructions for advancing firefighters
- 1"/25mm powder coated steel frame with all-terrain semi-pneumatic tires
- Full-width retractable handle for upright, push/pull operation
- 0-20° tilt adjustment for fast, easy set-up



MODEL	EX600	
Order #	EB90600	
STOCK LOCATIONS		
PPV AIRFLOW	4-8 ft setback	10,818-11,061cfm
	1.2-2.4m setback	18,391-18,804m³/hr
WEIGHT	71lbs/32kg	
DIMENSIONS (h/w/d)	25.3/24/18in 643/610/457 mm	
NOISE	97dB	
MOTOR	1.5Hp/1.1kW	
ELECTRIC	115VAC, 1ø, 20A, 50/60Hz	



SMOKE REMOVAL

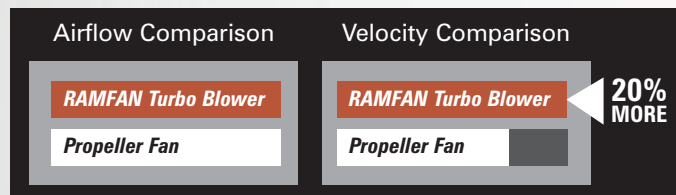
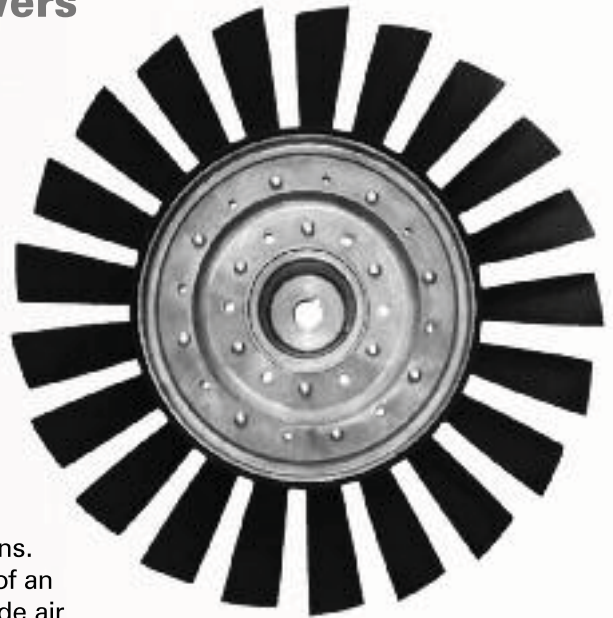
RAMFAN "Fast Attack" Turbo Blowers

The FORCE to Clear...The FORCE to Cool

RAMFAN fast attack blowers use turbine fan technology to generate a stronger, faster and more focused airflow than possible with conventional propeller designs. Today, fires burn hotter and faster, and advances in protective equipment allow more aggressive fire attack with rapid advance into hot, smoky and dangerous conditions. Fast intervention is the key to rapid knockdown and a RAMFAN fast attack blower is the perfect partner to cool and clear the way.

Why Turbo Technology?

Blower output or CFM is only half the story. A faster, more penetrating FORCE of air means faster cooling and clearance of dangerous smoke and toxic gas. Turbo blowers accelerate the airflow to much greater velocities than conventional propeller fans. The kind of velocity that will churn and upset the thermal balance of an involved structure dropping the heat and mixing it with cool outside air and stripping the smoke off the ceiling and propelling it out.


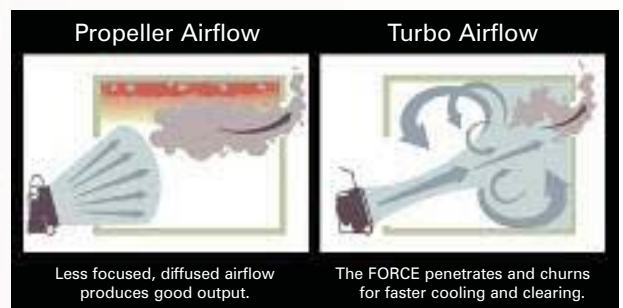


A Faster, More Penetrating FORCE Means Faster Cooling and Clearance of Dangerous Smoke and Toxic Gases

A more focused airflow shape penetrates deeply into layers of super-heated gas, disturbing stratification, dropping temperature and improving visibility much quicker than a conventional blower with the same or even greater airflow. Low velocity flow does not have the kinetic energy necessary to penetrate and mix.

FORCE = Greater Velocity

RAMFAN "Fast Attack" Turbo Blowers rely on the FORCE of a high energy focused air stream to breakdown thermal layering, mixing cool outside air with the dangerous products of combustion which accelerates cooling and clearing. The focused discharge stream of air is unlike that of a conventional propeller design. The high-energy focused center core of air is much more effective in "fast attack" fire fighting operations.



The Turbo Blade Design is the Critical Difference

The turbo fan blade is modeled after a modern jet engine compressor. The RAMFAN design is made specifically for high-speed, high-velocity operation. The large number of short, twisted blades on a large diameter hub means higher pressure, higher velocity and safer operation. The wide hub and its conical mount decrease the effects of engine blockage; resulting in high airflow from a small, compact blower design.


Put a RAMFAN TurboForce™ Blower Anywhere in 'The RED ZONE'

It Will Generate Peak Ventilation Performance and Faster Clearance and Cooling to Safely Clear the Way for Advancing Firefighters

Number 1
In The
RED
ZONE

Forced Ventilation is a proven fire ground tactic to rapidly remove smoke, dangerous fumes and hot, toxic gases. Today, fires burn hotter and faster and advances in protective equipment enable more aggressive fire attack procedures. **Fast intervention is the key to a rapid knockdown and blower set-up must be fast and uncomplicated as well.**

Most Blower Set-ups in Residential fires are made within an area 2 feet to 10 feet out from the door opening, depending on the actual distance available. **RAMFAN TurboForce™ Blowers** create a more focused airflow that generates Peak Ventilation Performance inside **The RED ZONE**, which makes set-ups fast and easy.



Set-Up 'Zone Guides' for Quick and Easy Deployment



GX300 ZONE GUIDE	
Distance From Door in Feet	GX300 Airflow CFM
6'	12,762
8'	13,115
10'	15,007

EV400 ZONE GUIDE	
Distance From Door in Feet	EV400 Airflow CFM
	20 AMP 15 AMP
4'	10,618
	8,466
6'	11,391
	9,184
8'	11,049
	8,646









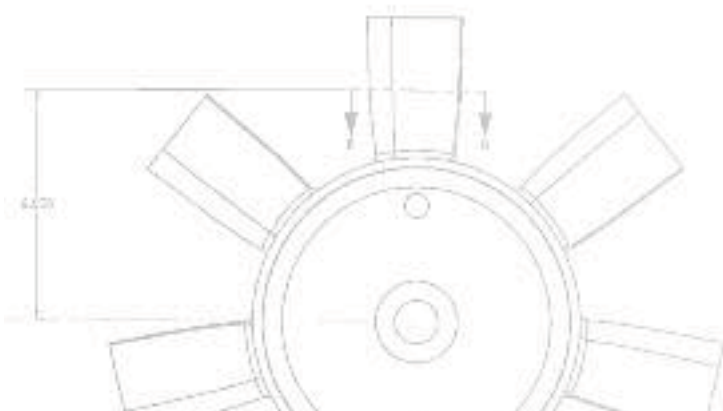
16"/40cm | GF164SE Turbo Blower

- 21-blade polymer TurboForce™ impeller for increased shatter resistance and enhanced PPV performance.
- Economical choice for outstanding PPV ventilation
- 1"/25mm powder coated steel frame
- 5-position rapid tilt feature for fast, easy set-up
- Compact and lightweight for easy lifting and storage

Optional Accessories: Cooling Collar, BIGbore™ Exhaust Diverter, 16" Multi-purpose Accessory Pack



MODEL	GF164SE
Order #	GB5001HSE
STOCK LOCATIONS	  
PPV AIRFLOW	11,653cfm/19,810m³/hr
RUN TIME	58min
WEIGHT	59lbs/27kg
DIMENSIONS (h/w/d)	21/20/17 in 533/508/432 mm
NOISE	96.1dB
MOTOR	Honda 5Hp/3.7kW GC Series









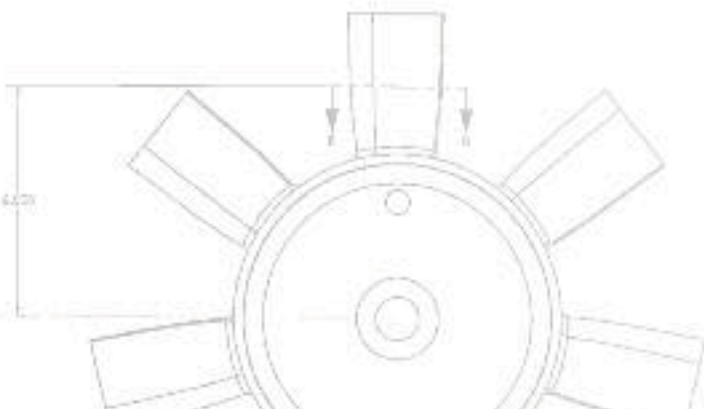
16"/40cm | GF165/GF165SE Turbo Blower

- 21-blade polymer TurboForce™ impeller for increased shatter resistance and enhanced PPV performance.
- Compact design fits fire truck compartments
- 1"/25mm powder coated steel full-perimeter frame with heavy-duty wheels and rock guard
- ONEstep™ tilt feature for fast, easy set-up
- Full-width folding handle for easy maneuvering

Optional Accessories: Cooling Collar, BIGbore™ Exhaust Diverter, 16" Multi-purpose Accessory Pack



MODEL	GF165	GF165SE
Order #	GA5006	GA5006SE
STOCK LOCATIONS	 	 
PPV AIRFLOW	12,906cfm/21,940m³/hr	11,815cfm/20,085m³/hr
RUN TIME	58min	58min
WEIGHT	86lbs/39kg	76lbs/35kg
DIMENSIONS (h/w/d)	22/20.2/20 in 559/513/508 mm	22/20.2/20 in 559/513/508 mm
NOISE	96.2dB	96.1dB
MOTOR	Honda GX160 4.8Hp/3.5kW	Honda GC160 4.6Hp/3.4kW








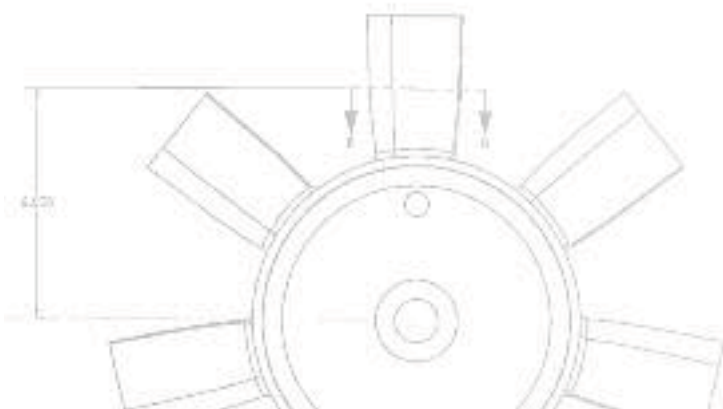
21"/54cm | GF210SE High Volume Turbo Blower

- 7-blade polymer TurboForce™ impeller for increased shatter resistance and enhanced PPV performance.
- Designed for larger structures
- 1¼"/32mm powder coated steel frame with heavy duty wheels
- ONE-STEP™ tilt adjustment for fast, easy set-up
- Full-width folding handle for easy maneuvering

Optional Accessories: Mister Assembly, BIGbore™ Exhaust Diverter



MODEL	GF210SE
Order #	GE5005
STOCK LOCATIONS	  
PPV AIRFLOW	16,500cfm/28,050m³/hr
RUN TIME	58min
WEIGHT	92lbs/42kg
DIMENSIONS (h/w/d)	25.3/24.3/19.5 in 641/616/495 mm
NOISE	95dB
MOTOR	Honda 4.6Hp/3.4kW GC160

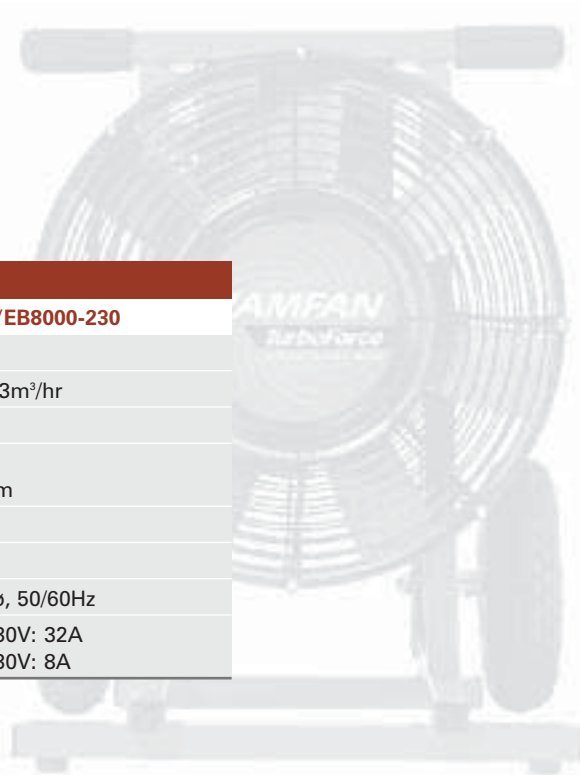


16"/40cm | EF390H/EF400 Turbo Ventilators


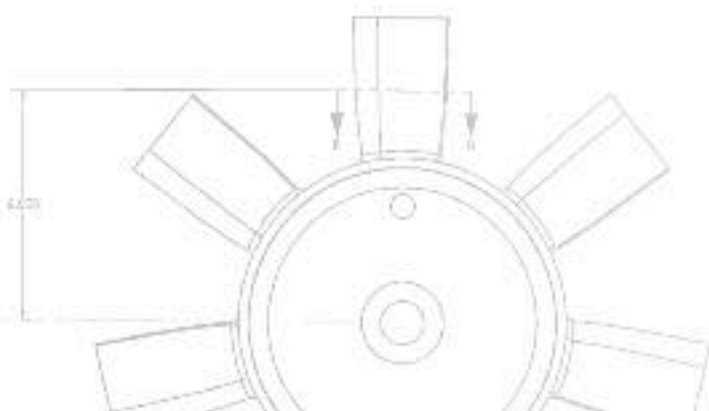


- 7-blade polymer TurboForce™ impeller for increased shatter resistance and enhanced PPV performance.
- EF400 1.5Hp/1.1kW Motor starts easily on small generators (8kW), long cord reels and most 20A circuits
- 1"/25mm powder coated steel frame with heavy-duty wheels
- Full-width retractable handle for upright, push/pull operation
- 5-position Rapid Tilt for fast, easy set-up
- Wide selection of plugs available

Optional Accessories: Standard Duct, Disposable Duct, Layflat Duct, Duct Carrying Bags, Mister Assembly, Cooling Collar, 16" Multi-purpose Accessory Pack



MODEL	EF390H	EF400
Order #	EA5403	EB8000 (115V)/EB8000-230
STOCK LOCATIONS		
PPV AIRFLOW	11,765cfm/20,001m³/hr	9,408cfm/15,993m³/hr
WEIGHT	78lbs/35kg	74lbs/34kg
DIMENSIONS (h/w/d)	23/17.5/18.5 in 580/444/470 mm	23/17.5/18.5 in 580/444/470 mm
NOISE	95.1dB	97dB
MOTOR	2.2Hp/1.7kW	1.5Hp/1.1kW
ELECTRIC	230VAC, 1ø, 50Hz	115/230VAC, 1ø, 50/60Hz
AMPS – START – RUN	36A 12A	115V: 57A 230V: 32A 115V: 15A 230V: 8A










16"/40cm | EV400/EV420 Variable Speed Turbo Blower

- 7-blade polymer TurboForce™ impeller for increased shatter resistance and enhanced PPV performance.
- Model EV400 with dual current feature. With the flip of a toggle switch, power fan from GFCI 20A fire truck circuit or GFCI 15A house circuit
- All models can start from 2kW generator by controlling in-rush current
- 1"/25mm powder coated steel frame with all-terrain pneumatic tires
- Full-width retractable handle for upright, push/pull operation
- Continuous airflow adjustment from 1,000cfm/1,699m³/hr to 11,391cfm/19,365m³/hr
- IntelliSense™ water-resistant variable speed controls
- 0–20° tilt adjustment for fast, easy set-up

Optional Accessories: Standard Duct, Disposable Duct, Layflat Duct, Duct Carrying Bags, Cooling Collar

DUAL CURRENT*

MODEL	EV400	EV420
Order #	EB80500* (115V), EB80501 (CE)	EB80510 (220V), EB81505 (CE)
STOCK LOCATIONS	 	  
PPV AIRFLOW	15A: 9,184cfm/15,613m³/hr 20A: 11,391cfm/19,365m³/hr	10A: 10,084cfm/17,143m³/hr
WEIGHT	68lbs/31kg	68lbs/31kg
DIMENSIONS (h/w/d)	23/17.5/18.5 in 580/444/470 mm	23/17.5/18.5 in 580/444/470 mm
NOISE	97dB	97dB
MOTOR	1.5Hp/1.1kW	1.5Hp/1.1kW
ELECTRIC	EB80500: 115VAC, 1ø, 15 or 20A , 60Hz EB80501: 110VAC, 1ø, 16A , 50Hz	EB80510: 220VAC, 1ø, 10A, 60Hz EB81505: 240VAC, 1ø, 10A, 50Hz



“The electric RAMFAN is so good it has exceeded our expectations. We compared it with others and found there was no comparison.”

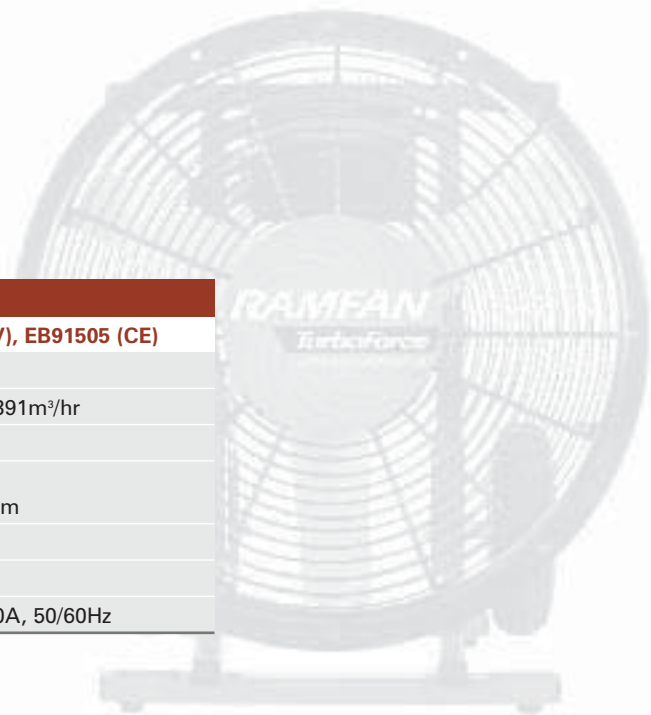
Battalion Chief Chris Cilia
San Mateo, CA Fire Department



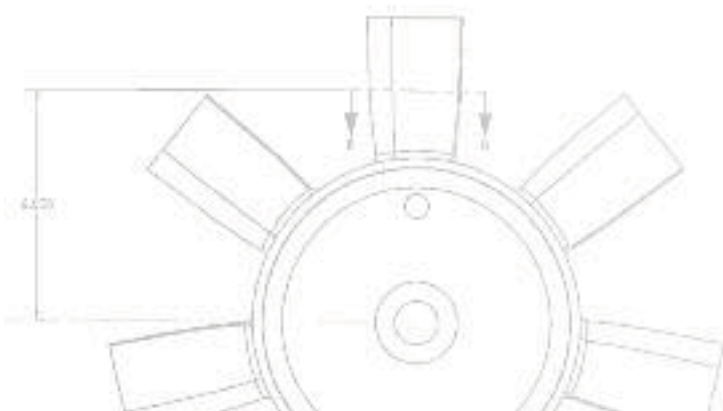


21"/53cm | EV600/EV620 Variable Speed Turbo Blower

- 3-blade polymer TurboForce™ impeller for increased shatter resistance and enhanced PPV performance.
- 1.5Hp/1.1kW 115/220V, 50/60Hz Motor
- IntelliSense™ water resistant digital speed control allows continuous airflow adjustment
- Variable speed control reduces starting amps required to allow operation on GFCI circuits and generators as small as 2kW
- 1"/25mm powder coated steel frame with all-terrain semi-pneumatic tires
- Full-width retractable handle for upright, push/pull operation
- 0–20° tilt adjustment for fast, easy set-up



MODEL	EV600	EV620
Order #	EB90500, EB90501 (CE)	EB90510 (220V), EB91505 (CE)
STOCK LOCATIONS		
PPV AIRFLOW	11,061cfm/18,804m³/hr	10,818cfm/18,391m³/hr
WEIGHT	80lbs/36kg	78lbs/35kg
DIMENSIONS (h/w/d)	25.25/24.125/18.125 in 641/613/460 mm	26/17/24 in 660/610/430 mm
NOISE	97dB	97dB
MOTOR	1.5Hp/1.1kW	1.5Hp/1.1kW
ELECTRIC	115VAC, 1ø, 20A, 50/60Hz	220VAC, 1ø, 10A, 50/60Hz



SMOKE REMOVAL



Water Powered Turbo Blowers

First Choice of Naval Forces Worldwide

RAMFAN Water Powered Turbo Blowers are used by Naval Forces worldwide for smoke removal, ventilation and cooling during combat operations.

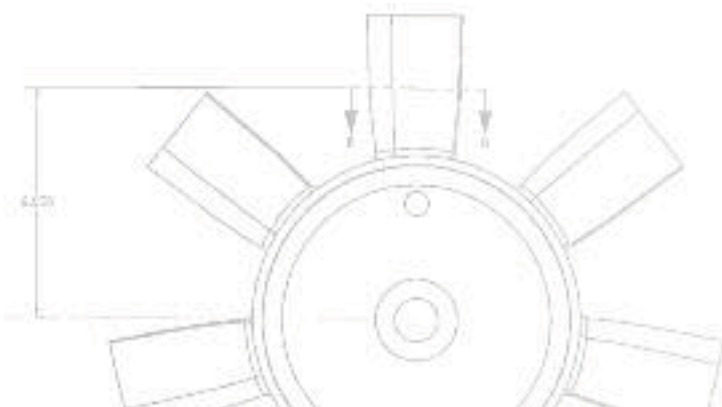
21"/54cm | WF540 Solution to High Rise, Underground and Warehouse Ventilation

- Water powered, intrinsically safe
- 6-blade polymer TurboForce™ impeller for increased shatter resistance and enhanced PPV performance.
- Water control Valve provides direct control of airflow at blower
- Outlet for water recycling (closed circuit) to conserve water supply
- Wide range tilt adjustment
- Powder coated steel frame
- Lightweight, easy to maneuver
- Full-width folding handle for easy maneuvering

Optional Accessories: Many water connection fittings and ducting configurations available. Call for details.



MODEL	WF540		
Order #	WD5010		
STOCK LOCATIONS			
PPV AIRFLOW	22,443cfm@150psi 38,154m³/hr@0.8MPa		
FAN SIZE	21in/54cm		
WEIGHT	75lbs/34kg		
DIMENSIONS	25.6/24.8/20.9 in 650/630/530 mm		
MOTOR	6kW@1.75MPa 5.2Hp@150psi		
PRESSURE/FLOW	Nominal:	0.8MPa/471lpm	116psi/124gpm
	Max:	1.7MPa/835lpm	250psi/221gpm



Safer...

RAMFAN's water powered design eliminates the threat of electrical shock and minimizes explosion potential in dangerous gas environments.

More Efficient...

RAMFAN's patented Axial Flow Turbine Technology leads the way in converting water power into high velocity airflow more efficiently than any water fan on the market today.

Better...

RAMFAN's axial turbine is built of corrosion-proof composite materials for long life, simple maintenance and easy replacement of parts.

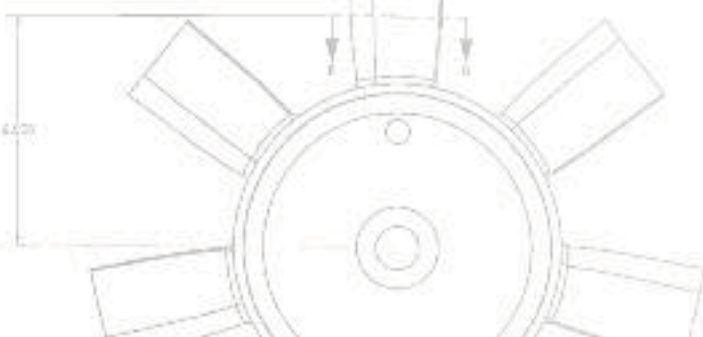
16"/40cm | WF390L High Volume PPV Blower

- Water powered, intrinsically safe
- 7-blade polymer TurboForce™ impeller for increased shatter resistance and enhanced PPV performance.
- Outlet for water recycling (closed circuit) to conserve water supply
- Wide range tilt adjustment
- Powder coated steel frame
- Equipped with *PowerShroud*® to support greater setback distances reducing the noise level inside the building and allows the entry/exit to keep clear of obstructions for advancing firefighters.
- Lightweight, easy to maneuver
- Optional mister attachment
- Full-width retractable handle and heavy-duty wheels for upright, push-pull operation

Optional Accessories: Many water connection fittings and ducting configurations available. Call for details.



MODEL	WF390L	
Order #	WB5001LB (BSP)/WB5001LNH (NH)/WB5001DIN	
STOCK LOCATIONS		
PPV AIRFLOW	17,417cfm@150psi 29,610m³/hr@1.0MPa	
FAN SIZE	16in/40cm	
WEIGHT	60lbs/27kg	
DIMENSIONS	22.8/16.9/16 in 580/430/410 mm	
MOTOR	7.5kW@1.75MPa 10Hp@250psi	
PRESSURE/FLOW	Nominal: 0.8MPa/362lpm	150psi/96gpm
	Max: 1.75MPa/612lpm	250psi/162gpm

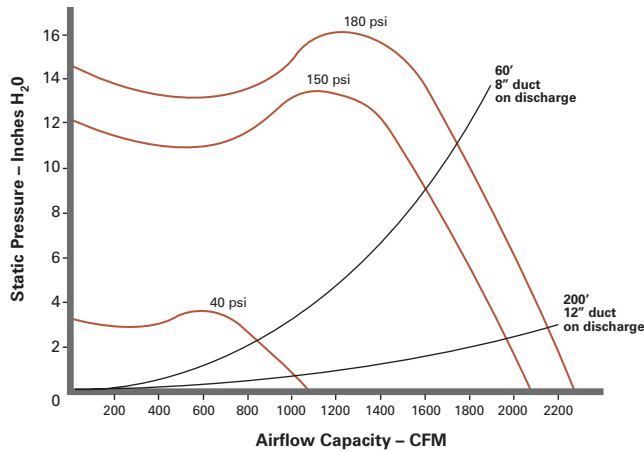


SMOKE REMOVAL

8"/20cm | WF20 Water Powered PPV Turbo Blower

- Standard for U.S. Navy, Royal Navy, French, ANZAC, others
- Operates from the fire mains and overboard drainage
- 4.6Hp @ 150psi water pressure
- Intrinsically safe, non-electrical
- Dual purpose: Ducted and PPV-mist cooling

WF20 Performance



WF20 - Ducted

Water/air couplings to customer specifications



French

British

USA

SPECIFICATIONS

Order #	WA5001BSP/WA5001NH/ WA5001N(NPSH)
DUCTED AIR FLOW @ 150psi	1,835cfm/3,120m ³ /hr
WEIGHT	35lbs/15.9kg
DIMENSIONS (h/w/d)	16/12/12 in 400/310/310 mm
POWER	4.6Hp/3.4kW @150psi 8Hp/6kW @250psi
PRESSURE/FLOW	Min: 40psi/29gpm Max: 250psi/94gpm
CONNECTIONS	1.5"/3.8cm NST (NH), NPSH, or BSP male connections
CERTIFICATIONS	U.S. Navy Test Report

DUCTING ACCESSORIES

Description	Order #
Duct – Neoprene Coated US Navy Standard (10"x15')/(25cmx4.6m)	DT-1015DVI-3
Duct – Neoprene Coated US Navy Standard, long (10"x25')/ (25cmx7.6m)	DT-1025DVI-3
Wire Reinforced Duct w/ storage bag AFNOR DN 300 cplgs (30cmx5m)	WA0721
Duct Adapter, 10"/25cm with Snap-Lock – 2 required/blower	WA0411
Duct Adapter, 12"/30cm for use with belted duct – 2 required/blower	WA0511
Duct Adapters (2 included) AFNOR DN 300 Type M (French Norm)	WA0711
Kit – U.S. Navy version Blower w/ (4) Duct (DT-1015DVI-3) & (2)10" adapters	4140-01-333-2224

The Safest and Most Powerful Portable Ventilator in the World

No portable blower in the world compares with the smoke removal rates of the WF20 connected to ducting from 8" to 12". Warships at general quarters require powerful suction to remove smoke from interior spaces. The WF20 suctions the smoke from the affected areas through long lengths of ducting to the outside air. At normal fire main pressures of 125 to 150psi, the WF20 makes about 4.5Hp with a 50gpm flow rate.

The WF20 blower uses the water pressure energy of a fire hose and a patented turbine, coupled to a high-efficiency fan blade, to generate high-velocity, high-pressure airflows. The modular construction, choice of corrosion-resistant materials and simplicity assures infrequent and simple maintenance.

Exhaustive testing during U.S. Navy evaluations left the WF20 as the uncontested champion of shipboard de-smoking.

Add the Multiplier/Mister



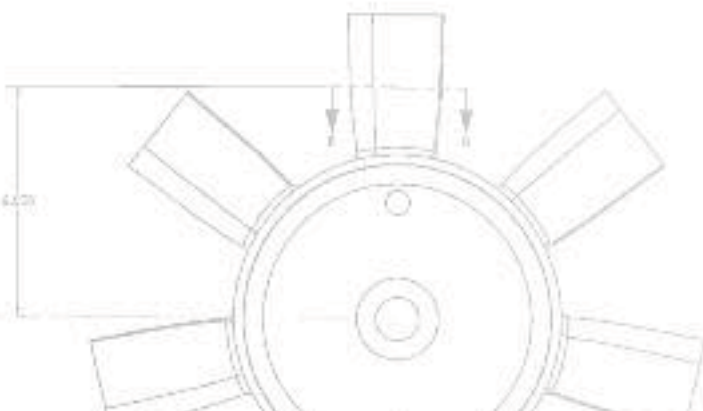
WF20 - Multiplier/
Mister - PPV

- Venturi device doubles airflow
- Injects 3.5 gpm of water into airflow
- Use as PPV blower
- Intrinsically safe in hazardous conditions

The Multiplier/Mister Attachment injects up to 3.5 gpm into the airstream producing a cooling mist. This has proven beneficial in creating heat migration boundaries, cooling of personnel and even catapults and aircraft wheels.

PPV AIRFLOW	
FREE AIR @ 150psi	13,125cfm/22,313m ³ /hr
FREE AIR @ 250psi	16,511cfm/28,069m ³ /hr

MULTIPLIER/MISTER ACCESSORIES	
Description	Order #
Multiplier/Mister	WA0802
AFNOR Multiplier/Mister w/ ZAG Adapter AFNOR DN 300 Type M (French)	WA0711
Strainer Adapter for use with BIC, Guillemin and Storz Couplings	WA2810
Multiplier/Mister ZAG Adapter AFNOR DN 300 Type M (French Norm)	ZAGAY-2






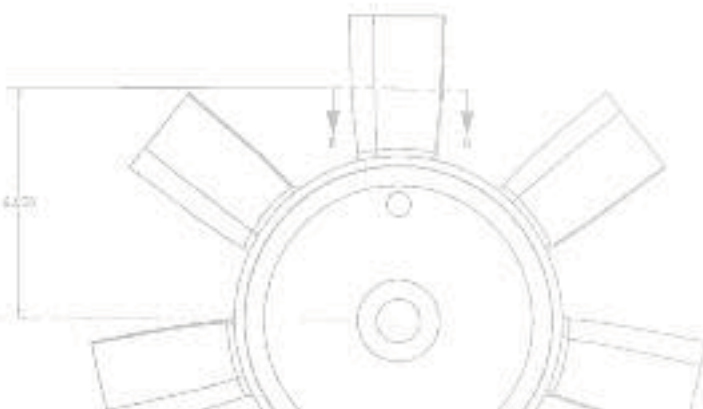
16"/40cm | EFC50/EFC120/EFC150 Smoke Ejectors

- Precision balanced, cast aluminum turbo impeller
- Built for smoke ejection in confined spaces
- High velocity flow decreases smoke ejection time dramatically
- Non-sparking, heat resistant Lexan® polycarbonate housing with 4-corner handles for fast set-up and storage
- Lightweight, compact design stacks easily
- Door bar and hanger for suspending in doorways and windows. See accessories.
- EFC120 only includes qty. 2 16"/40cm integral duct adapters

Optional Accessories: Standard Duct, Layflat Duct, Duct Adapters, Cooling Collar, Duct Carrying Bags, 16" Multi-Purpose Accessory Pack, Door Bar and Hanger Kit

MODEL	EFC50	EFC120 (50Hz)	EFC150
Order #	EA7000, EA7000-230	EA7300	EG8000, EG8000-230
STOCK LOCATIONS	 		
FREE AIRFLOW	3,200cfm/5,440m³/hr	3,750cfm/6,375m³/hr	4,459cfm/7,580m³/hr
15ft/4.6m 1-90° turn	1,935cfm/3,289.5m³/hr	2,700cfm/4,590m³/hr	3,179cfm/5,404m³/hr
IMPELLER	21-blade	17-blade	7-blade
WEIGHT	46lbs/21kg	53lbs/24kg	55lbs/25kg
DIMENSIONS (h/w/d)	19/18/12 in 483/457/305 mm	19/18/12 in* 483/457/305 mm*	19/18/12 in 483/457/305 mm
NOISE	90.2dB	86.1dB	90.2dB
MOTOR	0.5Hp/0.37kW	1.2Hp/0.9kW	1.5Hp/1.1kW
ELECTRIC	115/230VAC, 1Ø, 50/60Hz	230VAC, 1Ø, 50Hz	115/230VAC, 1Ø, 50/60Hz
AMPS – START	115V: 21A 230V: 10A	18A	115V: 57A 230V: 32A
– RUN	115V: 6A 230V: 3A	6.9A	115V: 15A 230V: 8A

*Add 2 in/51 mm to depth per attached duct adapter





EFC120x



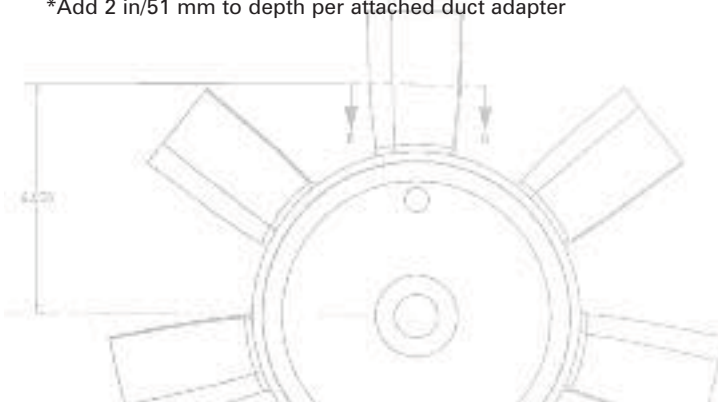
16"/40cm | EFC50x/EFC120x/EFC150x Intrinsically Safe Turbo Blowers

- Precision balanced, cast aluminum turbo impeller
- UL and ATEX Certified Motors for safe use in adverse atmospheres
- Non-sparking, heat resistant Lexan® polycarbonate housing with 4-corner handles for fast set-up and storage
- Built for smoke ejection in hazardous conditions and confined spaces
- High velocity flow decreases de-smoking time dramatically
- Lightweight, compact design stacks easily
- Door bar and hanger for suspending in doorways and windows. See accessories.
- Plug sold separately
- EFC120x and EFC150x only include qty. 2 16"/40cm integral duct adapters

Optional Accessories: Anti-Static Duct, Layflat Duct, Duct Carrying Bags, 16" Multi-Purpose Accessory Pack, Door Bar and Hanger Kit, Cooling Collar

MODEL	EFC50x	EFC120x (50Hz)	EFC150x
Order #	EA7000X, EA7000X-230	EA7300X	EG8000X, EG8000X-230
STOCK LOCATIONS			
FREE AIRFLOW	3,200cfm/5,440m³/hr	3,750cfm/6,375m³/hr	4,459cfm/7,580m³/hr
15ft/4.6m 1-90° turn	1,935cfm/3,289.5m³/hr	2,700cfm/4,590m³/hr	3,179cfm/5,404m³/hr
IMPELLER	21-blade	17-blade	7-blade
WEIGHT	49lbs/22kg	51lbs/23kg	55lbs/25kg
DIMENSIONS (h/w/d)	19/18/12 in 483/457/305 mm	19/18/12 in* 483/457/305 mm	19/18/12 in* 483/457/305 mm
NOISE	90.2dB	86.1dB	90.2dB
MOTOR	0.5Hp/0.37kW	1.2Hp/0.9kW	1.5Hp/1.1kW
ELECTRIC	115/230VAC, 1ø, 50/60Hz	230VAC, 1ø, 50Hz	115/230VAC, 1ø, 50/60Hz
AMPS – START – RUN	115V: 21A 230V: 10A 115V: 6A 230V: 3A	18A 5A	115V: 57A 230V: 32A 115V: 15A 230V: 8A
MOTOR CERTIFICATION	UL Class I - Group D UL Class II - Group E,F,G	ATEX II2 G Eex d IIB T6	UL Class I - Group D UL Class II - Group E,F,G

*Add 2 in/51 mm to depth per attached duct adapter



SMOKE REMOVAL





ACCESSORIES



ACCESSORIES



Standard Duct – 15'/4.6m & 25'/7.6m

- ECKO-flex non-collapsible, reinforced duct
- 8"/20cm, 12"/30cm or 16"/40cm sizes
- Flame retardant
- IMPA codes available for ducting, please call to inquire



Anti-Static Duct – 15'/4.6m & 25'/7.6m

- Non-collapsible, reinforced duct
- Safely conducts electricity to the ground circuit of the blower
- Surface resistance less than 6 Gø
- 8"/20cm, 12"/30cm and 16"/40cm sizes
- Flame retardant
- IMPA codes available for ducting, please call to inquire



Disposable Duct – 100'

- Disposable, layflat polyethylene duct
- No reinforcement, 4mm thick
- 12"/30cm and 16"/40cm sizes are sold by the foot



Layflat Duct 25'/7.6m

- Fiber reinforced, collapsible duct
- 12"/30cm or 16"/40cm sizes
- 16"/40cm duct available with a 90° elbow, 4'x10' Elbow Order No. FDT-L4X10SME



Cooling Collars/Misters – 16"/40cm Blowers

- Quickly cool and rehabilitate with a cooling collar
- Fits around duct adapter of blower injecting mist into airflow
- Designed for use with a garden hose
- Water output per hour is based on water pressure



16"/40cm Multi-Purpose Accessory Pack

- Multi-purpose solution for ventilation.
- Layflat storage bag includes:
 - 16"/40cm Cooling Collar
 - 16"/40cm Unreinforced Layflat Duct (25'/7.6m)
 - 16"/40cm 90° Unreinforced duct 4'/1.2m x 10'/3m



BIGbore™ Exhaust Diverter

- Diverts engine exhaust away from the work environment
- 2"/5cm diameter flexible, galvanized hose reduces engine backpressure
- Quick connect fittings meet DIN standards
- Additional hose available to extend exhaust diversion



Hanger Kit

- Suspend smoke ejector box fans in doorway or window for more efficient ventilation
- Compatible with all EFi and EFC-series fans

Door Bar

- For use with Hanger Kit



Duct Carrying Bags

Order #	System Includes
BG12	Storage Bag for 8"/20cm x 15'/4.6m or 25'/7.6m Duct and for 12"/30cm x 25'/7.6m Duct
BG12S	Storage Bag for 12"/30cm x 15'/4.6m Duct
BG16	Storage Bag for 16"/40cm Duct



Duct Couplers


























Order #	System Includes
DC8	8"/20cm Duct Coupler Stainless HD
DC12	12"/30cm Duct Coupler Stainless HD
DC16	16"/40cm Duct Coupler Stainless HD



Duct Adapters/Reducers

Order #	System Includes
ED0304	8"/20cm Inlet Duct Adapter for UB20
EF0304X	8"/20cm Anti-Static Inlet Duct Adapter for UB20xx
EC0301	12"/30cm to 8"/20cm Duct Adapter/Reducer
EA7106	16"/40cm Duct Adapter

Plug Configurations

		Order #	Type	Frequency	Amps	Max. Volts
		EZ-0721671	Twistlock Adapter 5-15P to L5-20R	60	20	125
		EZGFI	GFI Receptacle	60	15	125
		EZ-5-15P	NEMA	60	15	125
		EZ-6-15P	NEMA	60	15	250
		EZ-5-20P	NEMA	60	20	125
		EZ-L5-15P	NEMA Twistlock	60	15	125
		EZ-L5-20P	NEMA Twistlock	60	20	125
		EZ-L5-30P	NEMA Twistlock	60	30	125
		EZ-L6-20P	NEMA Twistlock	60	20	250
		EZ-L6-30P	NEMA Twistlock	60	30	250
		EZ-770141-HD	Schuko Plug, Heavy Duty	50	16	200-250
		EZ-999-21000	Non-ATEX Splash Proof Schuko, Euro Standard	50	16	100-130
		EZ-999-21001	Non-ATEX Splash Proof Schuko, Euro Standard	50	16	200-250







ATEX CERTIFIED PLUGS*

		EZ-ATX96430	ATEX Haz Loc Splash Proof Schuko, Euro Standard	50/60	16	100-130
		EZ-ATX96433	ATEX Haz Loc Splash Proof Schuko, Euro Standard	50/60	16	200-250
		EZ-UGP15231	Killark Haz Loc	60	15	125



***Power Component Substitution Warning:** Euramco Safety can install any specified plug or length of cord for your specific application however any modification will void the ATEX Certification of the unit.






Quick Reference Order Guide

	INDUSTRIAL/ CONFINED SPACE		HAZARDOUS LOCATION		SMOKE REMOVAL	
	Model	Order #	Model	Order #	Model	Order #
ACCESSORIES Standard Duct 15'/ 4.6m and 5m 	UB20 EFi50/120/150 UB30	FDT-2162-4046BR FDT-1615BR FDT-3053-4005BB	AFi75xx AFi50xx	FDT-3053-4005BB FDT-1615BR	EF390/400 EV400/420 EFC50/120/150 WF390L EX400	FDT-1615BR FDT-1615BR FDT-1615BR FDT-1615BR
Standard Duct 25'/ 7.6m and 10m 	UB20 EFi50/120/150 UB30	FDT-2162-4076BR FDT-1625BB FDT-3053-4010BB	AFi75xx AFi50xx	FDT-3053-4010BB FDT-1625BB	EF390/400 EV400/420 EFC50/120/150 WF390L EX400	FDT-1625BB FDT-1625BB FDT-1625BB FDT-1625BB FDT-1625BB
Anti-Static Duct 15'/ 4.6m 			UB20xx EFi75xx EFi50xx/120xx EFi150xx AFi75xx AFi50xx	FDT-0815CBB FDT-1215CBB FDT-1615CBB FDT-1615CBB FDT-1215CBB FDT-1615CBB	EFC50x/120x/ 150x	FDT-1615CBB
Anti-Static Duct 25'/ 7.6m 			UB20xx EFi75xx EFi50xx/120xx EFi150xx AFi75xx AFi50xx	FDT-0825CBB FDT-1225CBB FDT-1625CBB FDT-1625CBB FDT-1225CBB FDT-1625CBB	EFC50x/120x/ 150x	FDT-1625CBB
Disposable Duct – 100' 	EFi50/120/150 UB30	FDT-16DISP FDT-12DISP			EF390/400 EV400/420 WF390L GX200/300 GF164SE GF165/165SE EX400	FDT-16DISP FDT-16DISP FDT-16DISP FDT-16DISP FDT-16DISP FDT-16DISP FDT-16DISP
Layflat Duct 25'/ 7.6m 	EFi50/120/150 UB30	FDT-1625SME FDT-1225SME			EF390/400 EV400/420 EFC50/150/120 EFC50x/120x/ 150x WF390L GX200/300 GF164SE GF165/165SE EX400 EX600	FDT-1625SME FDT-1625SME FDT-1625SME FDT-1625SME FDT-1625SME FDT-1625SME FDT-1625SME FDT-1625SME FDT-1625SME FDT-1625SME GFMK

Continued on next page

ACCESSORIES

Quick Reference Order Guide, *Continued*

ACCESSORIES	INDUSTRIAL/ CONFINED SPACE		HAZARDOUS LOCATION		SMOKE REMOVAL	
	Model	Order #	Model	Order #	Model	Order #
Cooling Collar 			AFi50xx	ED-MIST16	EF390/400 EV400/EV420 GF210SE WF390L GX200/300 GX400 EX400 EX600	EFMK ED-MIST16 GFMK WFMK ED-MIST16 GFMK EFMK GFMK
16"/40cm Multi-Purpose Accessory Pack 	EFi50/120/150	BG16LFA	EFi50xx/120xx EFi150xx AFi50xx	BG16LFA BG16LFA BG16LFA	GF164SE/165/ 165SE EF390/400 EV400/420 EFC50/120/150 EFC50x/120x/ 150x EX400	BG16LFA BG16LFA BG16LFA BG16LFA BG16LFA BG16LFA
BIGbore™ Exhaust Diverter 					GF164SE/165/ 165SE GF210SE GX200 GX300 GX400 GX500	GF7110-CZ GF7110-CZ GF7110-KZ GF7110-BZ GF7110-CZ GF7110-LZ
Hanger Kit 	EFi50/120/150	EA7090K	EFi50xx/120xx EFi150xx	EA7090K EA7090K	EFC50/120/150 EFC50x/120x/ 150x	EA7090K EA7090K
Door Bar 	EFi50/120/150	EA7080	EFi50xx/120xx EFi150xx	EA7080 EA7080	EFC50/120/150 EFC50x/120x/ 150x	EA7080 EA7080

Notes

Notes



Euramco Warehouses:

USA

Euramco Safety

2746 Via Orange Way
Spring Valley, CA 91978 USA
Toll Free: (800) 472-6326
Phone: +1 (619) 670-9590
Fax: +1 (619) 670-7345
theteam@euramcosafety.com

CHINA

Euramco Safety China

A11, No. 1 Jinxi Road
Qingshuipu, Zhenhai
Ningbo, China 315221
Phone: +86-574-87979390
Fax: +86-574-87979391
saleschina@euramcosafety.com

LUXEMBOURG

Euramco Safety SARL

BP 769
L-2017, Luxembourg
Phone: +352-26008055
Fax: +352-26008056
theteam@euramcosafety.com

DUBAI

Euramco Safety Dubai

Contact China office for sales
& product inquiries



The **RAMFAN** turbo blower line includes gas, electric, air and water-powered ventilation systems with a reputation throughout the world for high performance, rugged durability and low maintenance.

Distributed by:



**Euramco Safety
Worldwide**

www.EuramcoSafety.com